

**MILBANK**<sup>®</sup>  
ENERGY AT WORK

# WESTERN REGION

**Product Catalog**

Meter mounting  
equipment approved  
for use within the  
western region.

# Milbank Overview

## Energy At Work Since 1927

Milbank designs and manufactures electrical solutions that move and manage power for the residential, commercial, industrial, utility and transportation sectors. With nearly a century of expertise in electrical engineering design and manufacturing, Milbank's portfolio includes metering equipment, enclosures and power distribution and controls equipment. Founded in 1927, Milbank is a family-owned, American manufacturer headquartered in Kansas City, Mo. For more information, please visit [milbankworks.com](http://milbankworks.com).



### Metering

Milbank has been a market leader in electrical metering equipment, setting the standard in quality, for 95 years and counting. There are hundreds of available configurations, including a range of sizes as well as various knockout, terminals and bypass options. Products also have a variety of selections for hubs, locks and connectors. Milbank has the socket you need with thousands of active products to meet your utility's requirements.



### Enclosures

Milbank's line of enclosures include commercial junction boxes, panel mount enclosures, transformer cabinets, wireways and troughs. Enclosures are designed to meet or exceed industry standards. Each one is constructed with high-quality materials and built with superior craftsmanship. Each unit is engineered to protect controls and equipment from dust, dirt and other harmful elements, based on various NEMA ratings.



### Power Distribution & Controls

Milbank doesn't just build empty enclosures. We design and deliver complete power distribution solutions. Our custom power distribution and control equipment is engineered and built to your exact specifications. Milbank systems are an attractive, secure, easy to install, and cost-effective option. These units can replace unsightly or insufficient strut and backboard structures when underground remote site power distribution and control equipment is required.



Please consult serving utility for their requirements prior to ordering or installing, as specifications and approvals vary by utility, and may require local electrical inspector approval. All installations must be installed by a licensed electrician and comply with all national and local codes, laws and regulations. Milbank reserves the right to make changes in specifications and features shown without notice or obligation. **WARNING** ⚠️: This product can expose you to Chromium (hexavalent compounds) which is known to the State of California to cause cancer and/or birth defects or other reproductive harm. For more information, go to [www.P65Warnings.ca.gov](http://www.P65Warnings.ca.gov).

## Air Conditioner Disconnects

30-60 Amps AC Disconnects .....	8
60 Amps AC Disconnect with 20 Amps GFCI Receptacle .....	9
Hot Tub Disconnects.....	10

## Single Position Sockets

100 Amps, 4 Terminals, Ring-Type .....	11
100 Amps, Solar Sockets, 4 Terminals .....	12
125 Amps, 4-7 Terminals, Ringless and Ring-Type.....	13
200 Amps, 4-7 Terminals, Ringless and Ring-Type.....	14-16
125-200 Amps, 4-7 Terminals, Link Bypass, Ring-Type .....	17
200 Amps, 4-5 Terminals, Lever Bypass, Ringless.....	18
125-200 Amps, 4-7 Terminals, Lever Bypass, Ringless.....	19-20
320 Amps, 4 Terminals, Lever Bypass, Ringless.....	21
320 Amps, 4 Terminals, Link Bypass, Ring-Type .....	22
320 Amps, 7 Terminals, Lever Bypass, Ringless.....	23
100-200 Amps, 4 Terminals, Main Breaker, Service Entrance .....	24

## Meter Mains

200 Amps, 4-7 Terminals, Ring-Type .....	25
100-200 Amps, 4-5 Terminals, Ringless and Ring-Type, with Load Center .....	26
400-320 Amps, 4 Terminals, Ringless and Ring-Type.....	27-28
400-320 Amps, 4 Terminals, Ring-Type, with Split Load.....	29-32

## Safety Sockets

100-200 Amps, 4-7 Terminals, Ring-Type, Test Block Bypass .....	33-40
100-200 Amps, All-in-one Series, Test Block Bypass.....	41-43
Replacement Parts.....	44-46

## Underground Termination Boxes

100-800 Amps .....	47
600V, PGE approved .....	48
Bussed Gutters, NEMA 3R .....	49-50

## Multi-Position Sockets

100-125 Amps, 4 Terminals, Ringless .....	51
200 Amps, 4 Terminals, Ringless .....	52
125- 200 Amps, 4 Terminals, Meter Mains, Ringless.....	53-55

Please consult serving utility for their requirements prior to ordering or installing, as specifications and approvals vary by utility, and may require local electrical inspector approval. All installations must be installed by a licensed electrician and comply with all national and local codes, laws and regulations. Milbank reserves the right to make changes in specifications and features shown without notice or obligation. **WARNING** ⚠: This product can expose you to Chromium (hexavalent compounds) which is known to the State of California to cause cancer and/or birth defects or other reproductive harm. For more information, go to [www.P65Warnings.ca.gov](http://www.P65Warnings.ca.gov).



## Miscellaneous

---

Current Transformer Enclosures .....	55-56
Current Transformer Test Switches and Worksheet.....	57-59
Current Transformer Cabinets .....	60-67
Wall-mount Service Entrance Section .....	68-70
Service Pedestals, Mobile Home.....	71-72
Power Pedestals .....	73
Replacement Parts .....	74-75
Mobile Home Pedestals.....	76
Service Pedestals .....	77-82
Temporary Power .....	83-86
Surface-Mount Power .....	87
Power Outlet Pedestals .....	88
Replacement Receptacle Plates .....	89
Lighting Accessories .....	90-91
Telecom and Pedestal Accessories .....	92
Pedestal Mounting Accessories .....	93
Metering, Receptacle Accessories and Replacement Parts.....	94-96
Recreational Vehicle Products .....	97-98
Dry Type Transformers .....	99

## Power Distribution & Controls

---

Power Distribution & Controls Overview.....	100-122
---------------------------------------------	---------

## Miscellaneous

---

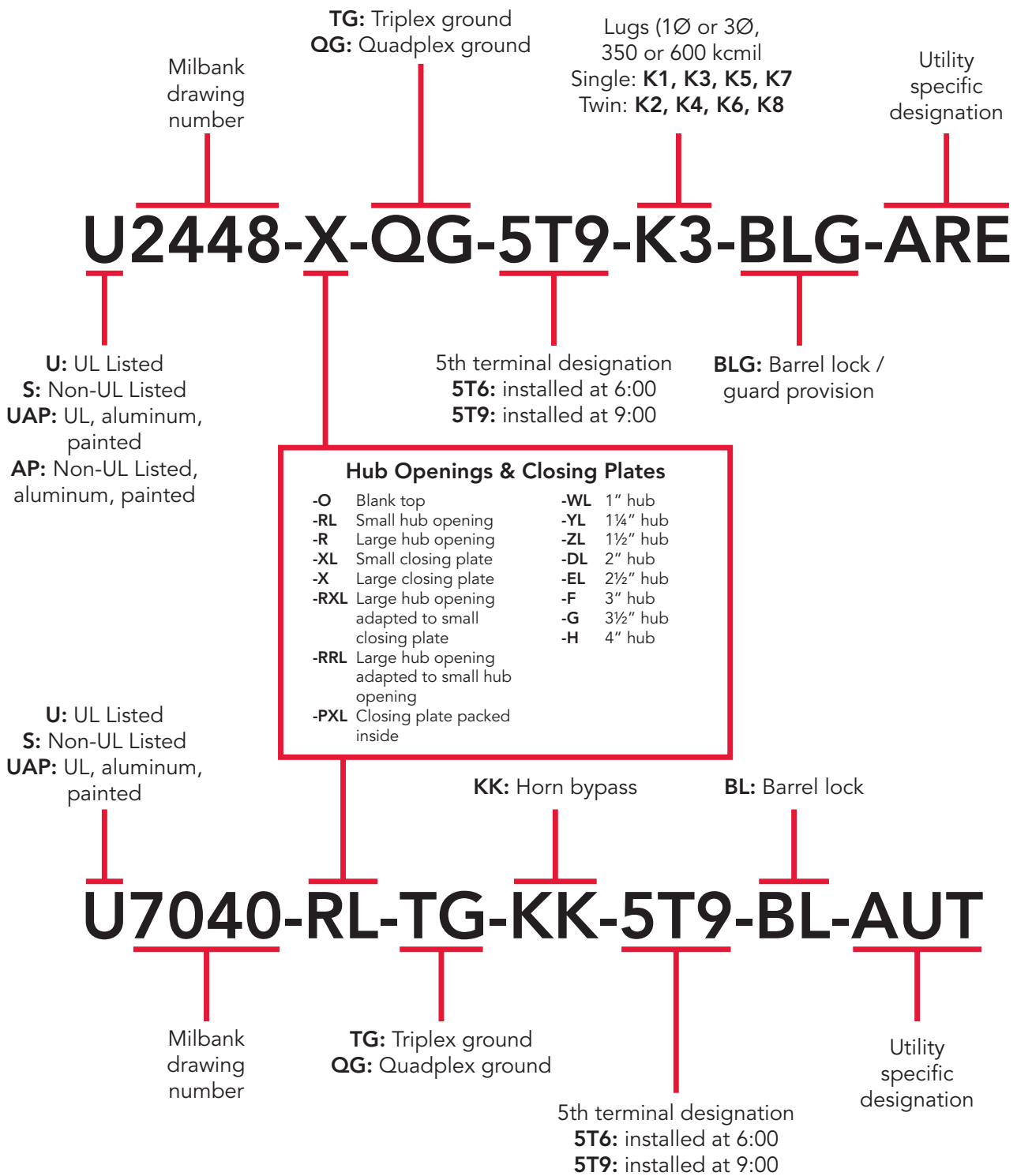
Commercial Enclosures .....	123
Accessories .....	124-128
Reference Information .....	129-132
Index.....	133-136



Please consult serving utility for their requirements prior to ordering or installing, as specifications and approvals vary by utility, and may require local electrical inspector approval. All installations must be installed by a licensed electrician and comply with all national and local codes, laws and regulations. Milbank reserves the right to make changes in specifications and features shown without notice or obligation. **WARNING** ⚠: This product can expose you to Chromium (hexavalent compounds) which is known to the State of California to cause cancer and/or birth defects or other reproductive harm. For more information, go to [www.P65Warnings.ca.gov](http://www.P65Warnings.ca.gov).

# Catalog Number Logic

How Our Product Catalog Numbers are Derived



Please consult serving utility for their requirements prior to ordering or installing, as specifications and approvals vary by utility, and may require local electrical inspector approval. All installations must be installed by a licensed electrician and comply with all national and local codes, laws and regulations. Milbank reserves the right to make changes in specifications and features shown without notice or obligation. **WARNING** ⚠: This product can expose you to Chromium (hexavalent compounds) which is known to the State of California to cause cancer and/or birth defects or other reproductive harm. For more information, go to [www.P65Warnings.ca.gov](http://www.P65Warnings.ca.gov).



Catalog Number	EUSERC Drawing Number
U3574-RL-200	301
U3577-RL-200	301
U3584-O-200	301
U3597-O-200	301
U4015-O	301A
UF4015-KO	301A
U3548-X	302B
U6194-O-1/200	302A
U6181-O-1/200	302B
U6088-O-2-200	302A
U6089-O-2-200	302B
U6020-O-2/200	302B
M401-UG	302A
M401-UG-BS	302B
M404-UG-LC	302A
M404-UG-LC-BS	302B
114TB	304, 311
115TB	304, 311
117TB	304, 311
124TB	305, 311
125TB	305, 311
127TB	305, 311
214MTB	305A, 311
215MTB	305A, 311
217MTB	305A, 311
U214MTB	305A, 311
U215MTB	305A, 311
U217MTB	305A, 311
214MTB/22	305A, 311
217MTBB/22	305A, 311
U214MTB/22	305A, 311
U217MTBB/22	305A, 311
214MTB-48	305A, 311
215MTB-48	305A, 311
217MTB-48	305A, 311
U214MTB-48	305A, 311
U215MTB-48	305A, 311
U217MTB-48	305A, 311
214MTB-P	305A, 311
215MTB-P	305A, 311
217MTB-P	305A, 311

Catalog Number	EUSERC Drawing Number
U214MTB-P	305A, 311
U215MTB-P	305A, 311
U217MTB-P	305A, 311
214MTB-P48	305A, 311
215MTB-P48	305A, 311
217MTB-P48	305A, 311
U214MTB-P48	305A, 311
U215MTB-P48	305A, 311
U217MTB-P48	305A, 311
224MTB	305A, 311
225MTB	305A, 311
227MTB	305A, 311
U224MTB	305A, 311
U225MTB	305A, 311
U227MTB	305A, 311
U224MTB	305A, 311
U225MTB	305A, 311
U227MTB	305A, 311
224MTB/22	305A, 311
227MTB/22	305A, 311
U224MTB/22	305A, 311
U227MTB/22	305A, 311
227MTB-48	305A, 311
U224MTB-48	305A, 311
U227MTB-48	305A, 311
224MTB-P	305A, 311
225MTB-P	305A, 311
227MTB-P	305A, 311
U224MTB-P	305A, 311
U227MTB-P	305A, 311
224MTB-P48	305A, 311
225MTB-P48	305A, 311
227MTB-P48	305A, 311
U224MTB-P48	305A, 311
U227MTB-P48	305A, 311
U214MTBL	305A, 311
U214MTBPPL	305A, 311
U217MTBL	305A, 311
U217MTBPPL	305A, 311
U224MTBL	305A, 311
U224MTBPPL	305A, 311
U227MTBL	305A, 311



Please consult serving utility for their requirements prior to ordering or installing, as specifications and approvals vary by utility, and may require local electrical inspector approval. All installations must be installed by a licensed electrician and comply with all national and local codes, laws and regulations. Milbank reserves the right to make changes in specifications and features shown without notice or obligation. **WARNING** ⚠: This product can expose you to Chromium (hexavalent compounds) which is known to the State of California to cause cancer and/or birth defects or other reproductive harm. For more information, go to [www.P65Warnings.ca.gov](http://www.P65Warnings.ca.gov).

# EUSERC Index and NEC 2020 Compliant

Catalog Number	EUSERC Drawing Number
U227MTBPL	305A, 311
PB-011	343A
PB-012	343A
PB-014	343
PB-014-NK	343
PB-018	343
PB-034-NK	343
PB-038-NK	343
PB-032	343A
PB-034	343
PB-038	343
MPRV-50-MB-78	307
MPRVD-100-MB-PD	307
MPRVD-50-MB-78	307
MPRV-100-MB-50-78	307
MPRV-100-MB-50-PD	307
MPRV-100-MB-78	307
MPRVD-100-MB-78	307
MPRV-100-MB-503020GR-78	307
MPAP-100-MB-78	307
MPAP-200-MB-78	307
MPAP-200-MB-20GR-78	307
MPAP-200-MB-78	307
MPAPD-100-MB-78	307
MPAPD-200-MB-78	307
MPAPD-100-MB-PD	307
MPAPD-200-MB-PD	307
MPAP-100-MB-PD	307
MPAP-200-MB-PD	
U6276-O-10GR	307
U6276-O-54	307
U6276-O-41	307
U6276-O-55	307
U6276-O-75	307
U6276-O-100	307
U6276-O-100MB	307
U3320-R	343A
U3322-R	313
U3355-R	313
U3340-O	314
U3342-O	314

Catalog Number	EUSERC Drawing Number
U3565-O	314
CT244811-SC	316, 317
CT364811-SC	316, 317, 318
CT364814-SC	316, 317, 318
CT484811-SC	316, 317
CT244811-HC	316, 317
CT304811-HC	316, 317
CT364811-HC	316, 317, 318
CT484811-HC	316, 317, 318
CT484814-HC	316, 317, 318
K4903	328B
K4904	329B
K4722	329B
K4729	328B
K4797	328A
K4798	328A
UC3435-XL	339
UC3436-XL	339
UC3438-XL	339
UC3433-XL	339
UC3434-XL	339
U6194	302A
U6181	302B
U6088	302A
U6089	302B
U6020	302B

## NEC 2020 Update

Old Catalog Number	NEC 2020 Compliant Number
U5059	U6585
U5759	U6034
U4031	U6584
M400-APS	U6092
M400-APS-BS	U6093
M400-UG-APS-F	U6194
M400-APS-F-BS	U6181
M400-UG-APS-LC	U6088
M400-UG-APS-LC-BS	U6089
U3251	U6020

Please consult serving utility for their requirements prior to ordering or installing, as specifications and approvals vary by utility, and may require local electrical inspector approval. All installations must be installed by a licensed electrician and comply with all national and local codes, laws and regulations. Milbank reserves the right to make changes in specifications and features shown without notice or obligation. **WARNING** ⚠️: This product can expose you to Chromium (hexavalent compounds) which is known to the State of California to cause cancer and/or birth defects or other reproductive harm. For more information, go to [www.P65Warnings.ca.gov](http://www.P65Warnings.ca.gov).



# Air Conditioner Disconnects

30-60 Amps



U3802



U3812



U3832

Milbank's Air Conditioner Disconnect has a removable hinged cover that makes wiring a breeze. Our compact design meets NEC wiring space requirements and also complies with NEC article 440-14. For safe working conditions, our disconnect pullers may be removed and reinstalled in the OFF position. Additionally, padlock provisions are included on the front cover. As with other Milbank products, our enclosure is constructed of G90 galvanized steel and electrostatically finished with an attractive, light gray, baked powder coating. Our epoxy/polyester resin blend offers a finish that is both durable and fade-resistant.

## 30-60 Amps | Air Conditioner Disconnects | 1Ø 240V

Catalog Number	Amps	Type	Max H.P.	Weight (lbs.)	Line/Load Wire Range		Ground Wire Range CU/AL	Dimensions			Wire Rating	
					CU	AL		D"	W"	H"	CU °C	AL °C
U3802	60	Non-Fusible	10	3.25	#14-#2	#12-#2	#14-4	2½	5	7½	60°/75°	60°/75°
U3812	60	Non-Auto	10	3.25	#14-#2	#12-#2	#14-4	2½	5	7½	60°/75°	60°/75°
U3832	30	Fusible	3	2.5	#14-#3	#14-#3	#14-3	2⅛	5	7	60°/75°	60°
U3862	60	Fusible	10	3.3	#14-#3	#14-#3	#14-3	2⅛	5	9	60°/75°	60°/75°

## Notes

- UL-listed as Enclosed Pullout Switch
- NEMA 3R
- Weather-resistant
- One-inch concentric knockouts



Please consult serving utility for their requirements prior to ordering or installing, as specifications and approvals vary by utility, and may require local electrical inspector approval. All installations must be installed by a licensed electrician and comply with all national and local codes, laws and regulations. Milbank reserves the right to make changes in specifications and features shown without notice or obligation. **WARNING** ⚠: This product can expose you to Chromium (hexavalent compounds) which is known to the State of California to cause cancer and/or birth defects or other reproductive harm. For more information, go to [www.P65Warnings.ca.gov](http://www.P65Warnings.ca.gov).

# Air Conditioner Disconnects

60 Amps | With 20 Amps GFCI Receptacle



U3822-20GWR

## Specifications

- Meets NEC #406.8 requirements
- Meets NEC #210.63 requirements
- UL-listed as Power Outlet
- NEMA 3R
- In-use cover\*
- Duplex ground connector
- One-inch concentric knockouts
- 1Ø, 240V
- 60 Amps, non-fused
- 20 Amps GFCI receptacle
- Reset/test button
- Weather-resistant

60 Amps | Air Conditioner Disconnect with 20 Amps GFCI Receptacle | 1Ø, 240V

Catalog Number	Type	Max H.P.	Weight (lbs.)	Line/Load Wire Range		Ground Wire Range CU/AL	Dimensions			Wire Rating	
				CU	AL		D"	W"	H"	CU °C	AL °C
U3822-20GWR	Non-Fusible	10	6	#14-#2	#12-#2	#14-4	4½	5¼	7¾	60°/75°	60°/75°

## Notes


- **Disconnect-pullers:** To ensure the safest conditions, Milbank disconnect pullers are reversible so they may be reinstalled in the OFF position.
  - **Padlock:** All units are designed with a padlock provision on the cover for security.
- \*Rated as an in-use cover (cover may be closed with cords plugged into receptacle).

Please consult serving utility for their requirements prior to ordering or installing, as specifications and approvals vary by utility, and may require local electrical inspector approval. All installations must be installed by a licensed electrician and comply with all national and local codes, laws and regulations. Milbank reserves the right to make changes in specifications and features shown without notice or obligation. **WARNING** ⚠: This product can expose you to Chromium (hexavalent compounds) which is known to the State of California to cause cancer and/or birth defects or other reproductive harm. For more information, go to [www.P65Warnings.ca.gov](http://www.P65Warnings.ca.gov).



# Hot Tub Disconnects

NEMA 3R Enclosures | NEC 2020 Compliant



U4881-O-50GB



U4881-O-60GB

## Specifications

- 240V ground fault protection
- UL-listed, NEMA 3R weather-resistant
- Two-pole, 50 or 60 Amps GFCI breaker protection
- Compact size
- Three- or four-wire installation
- 1Ø, 120/240V
- Standard package of 12
- 100 Amps overall rating
- Easy to install

## 100 Amps | Hot Tub Disconnect or Sub Panel Breaker Enclosure | NEMA 3R

Catalog Number	Breaker Amps	Type	Weight (lbs.)	Line/Load Wire Range		Ground Wire Range CU/AL	Dimensions		
				CU	AL		D"	W"	H"
U4881-O-50GB	50	Breaker	8	#14-1/0	#14-1/0	#14-1/0	3¾	7½	8½
U4881-O-60GB	60	Breaker	8	#14-1/0	#14-1/0	#14-1/0	3¾	7½	8½

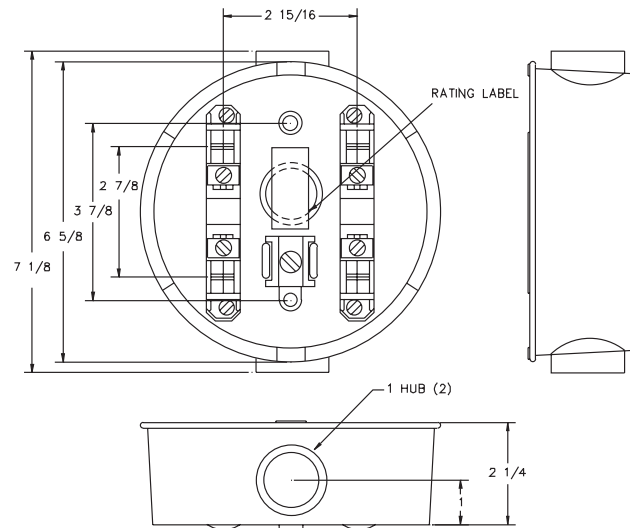


Please consult serving utility for their requirements prior to ordering or installing, as specifications and approvals vary by utility, and may require local electrical inspector approval. All installations must be installed by a licensed electrician and comply with all national and local codes, laws and regulations. Milbank reserves the right to make changes in specifications and features shown without notice or obligation. **WARNING** ⚠: This product can expose you to Chromium (hexavalent compounds) which is known to the State of California to cause cancer and/or birth defects or other reproductive harm. For more information, go to [www.P65Warnings.ca.gov](http://www.P65Warnings.ca.gov).

# Single Position Sockets

100 Amps | 4 Terminals | Ring-Type

1 1



## Applications

Our 100 Amps max rated is ideal for use on:

- Temporary service applications.
- Outdoor advertising applications.
- Small service applications.
- Other low amperage requirements.

## 100 Amps | 4 Terminals | Economy Cast Socket | Ring-Type | Single Position

Catalog Number	Amps	Terminal	Service	Hub	Connectors CU/AL		Quantity Per Package	Concentric Knockouts
					Line	Load		
AP2300-03	100	4	OH/UG	1"	#12-1/0	#12-1/0	12	$\frac{3}{4}$ ", 1"
AP2300-04	100	4	OH/UG	$1 \frac{1}{4}$ "	#12-1/0	#12-1/0	12	$\frac{3}{4}$ ", 1"

## Notes

- **Ampere Rating:** 80 Amps continuous, 100 Amps Maximum.
- **Fifth and sixth terminal:** Contact factory.
- **Sealing ring:** Supplied with a snap-action sealing ring.
- **Hub:** Units supplied with cast in hub on top and bottom. Consult factory for availability of other hub sizes.
- **Bypass:** Also available with auto bypass. Contact factory.

Please consult serving utility for their requirements prior to ordering or installing, as specifications and approvals vary by utility, and may require local electrical inspector approval. All installations must be installed by a licensed electrician and comply with all national and local codes, laws and regulations. Milbank reserves the right to make changes in specifications and features shown without notice or obligation. **WARNING** ⚠: This product can expose you to Chromium (hexavalent compounds) which is known to the State of California to cause cancer and/or birth defects or other reproductive harm. For more information, go to [www.P65Warnings.ca.gov](http://www.P65Warnings.ca.gov).



# Single Position Solar Sockets

100 Amps | 4 Terminals | 600V



U5934-XL-BLG



U6087-XL-INS



U4175-RL-BLG

## 100 Amps | 4 Terminals | Residential Solar Sockets | Standard Neutral

Catalog Number	Socket Type	Service	Hub	Connectors CU/AL		Dimensions			Knockouts			
				Line	Load	D"	W"	H"	1	2	3	4
U4175-RL-BLG*	Ringless	OH/UG	H.O.	#12-1/0	#12-1/0	3 <sup>5</sup> / <sub>16</sub>	8	11 <sup>1</sup> / <sub>2</sub>	2	1 <sup>1</sup> / <sub>2</sub>	1 <sup>1</sup> / <sub>4</sub>	1 <sup>1</sup> / <sub>4</sub>
U6087-XL*	Ring-Type	OH/UG	C.P.	#12-1/0	#12-1/0	3 <sup>5</sup> / <sub>16</sub>	8	11 <sup>1</sup> / <sub>2</sub>	2	1 <sup>1</sup> / <sub>2</sub>	1 <sup>1</sup> / <sub>4</sub>	1 <sup>1</sup> / <sub>4</sub>
U6087-XL-INS*	Ring-Type	OH/UG	C.P.	#12-1/0	#12-1/0	3 <sup>5</sup> / <sub>16</sub>	8	11 <sup>1</sup> / <sub>2</sub>	2	1 <sup>1</sup> / <sub>2</sub>	1 <sup>1</sup> / <sub>4</sub>	1 <sup>1</sup> / <sub>4</sub>

## 100 Amps | 4 Terminals | Residential Solar Sockets | Integral Isolated Neutral Option

Catalog Number	Socket Type	Service	Hub	Connectors CU/AL		Dimensions			Knockouts			
				Line	Load	D"	W"	H"	1	2	3	4
U5929-XL-INS	Ring-Type	OH/UG	C.P.	#12-1/0	#12-1/0	3 <sup>5</sup> / <sub>16</sub>	8	11 <sup>1</sup> / <sub>2</sub>	2	1 <sup>1</sup> / <sub>2</sub>	1 <sup>1</sup> / <sub>4</sub>	1 <sup>1</sup> / <sub>4</sub>
U5934-XL-BLG	Ringless	OH/UG	C.P.	#12-1/0	#12-1/0	3 <sup>5</sup> / <sub>16</sub>	8	11 <sup>1</sup> / <sub>2</sub>	2	1 <sup>1</sup> / <sub>2</sub>	1 <sup>1</sup> / <sub>4</sub>	1 <sup>1</sup> / <sub>4</sub>

### Notes

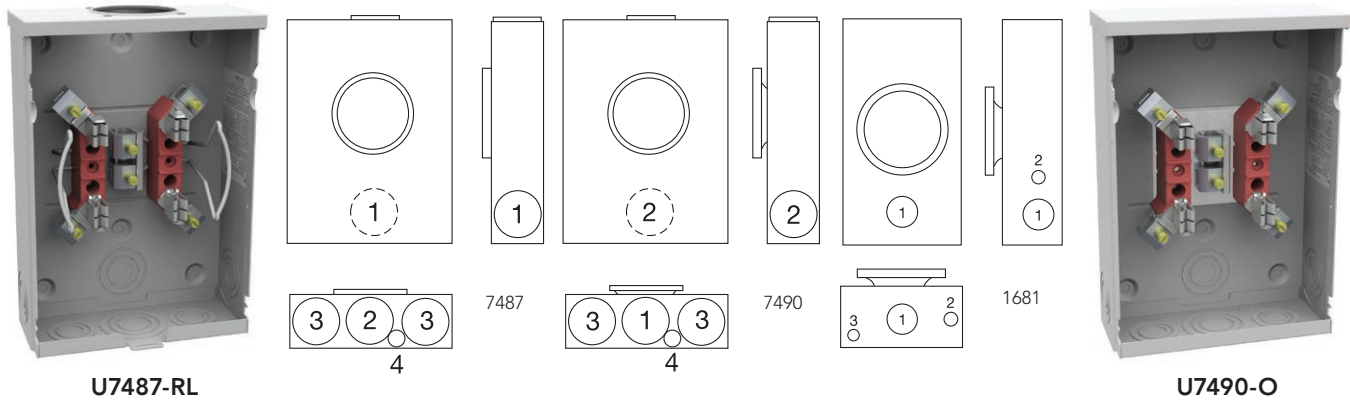
- **-BLG:** Barrel lock guard knockout provision.
- **Hubs:** Accepts standard meter socket hubs.
- **Construction:** Units are NEMA 3R for durable outdoor use, lockable and sealable.
- **\*Application:** The standard bonded neutral units are applicable in areas where utility does not require an isolated neutral.



Please consult serving utility for their requirements prior to ordering or installing, as specifications and approvals vary by utility, and may require local electrical inspector approval. All installations must be installed by a licensed electrician and comply with all national and local codes, laws and regulations. Milbank reserves the right to make changes in specifications and features shown without notice or obligation. **WARNING** ⚠: This product can expose you to Chromium (hexavalent compounds) which is known to the State of California to cause cancer and/or birth defects or other reproductive harm. For more information, go to [www.P65Warnings.ca.gov](http://www.P65Warnings.ca.gov).

# Single Position Sockets

125 Amps | 4-7 Terminals | Ringless and Ring-Type



## 125 Amps | 4 Terminals | Ringless | Single Position

Catalog Number	Terminal	Service	Hub	Connectors CU/AL		Bypass	Dimensions			Knockouts			
				Line	Load		D"	W"	H"	1	2	3	4
U7487-O	4	UG	Blank	#6-2/0	#6-2/0	None	3 <sup>5</sup> / <sub>16</sub>	8	11 <sup>1</sup> / <sub>2</sub>	1 <sup>1</sup> / <sub>2</sub>	2	1 <sup>1</sup> / <sub>4</sub>	1 <sup>1</sup> / <sub>4</sub>
U7487-RL	4	OH/UG	H.O.	#6-2/0	#6-2/0	None	3 <sup>5</sup> / <sub>16</sub>	8	11 <sup>1</sup> / <sub>2</sub>	1 <sup>1</sup> / <sub>2</sub>	2	1 <sup>1</sup> / <sub>4</sub>	1 <sup>1</sup> / <sub>4</sub>

## 125 Amps | 4 Terminals | Ring-Type | Single Position

Catalog Number	Terminal	Service	Hub	Connectors CU/AL		Bypass	Dimensions			Knockouts					
				Line	Load		D"	W"	H"	1	2	3	4	5	6
U7490-O	4	UG	Blank	#6-2/0	#6-2/0	None	3 <sup>5</sup> / <sub>16</sub>	8	11 <sup>1</sup> / <sub>2</sub>	1 <sup>1</sup> / <sub>2</sub>	1 <sup>1</sup> / <sub>2</sub>	2	1 <sup>1</sup> / <sub>2</sub>	—	1 <sup>1</sup> / <sub>4</sub>
U7490-RL	4	OH/UG	H.O.	#6-2/0	#6-2/0	None	3 <sup>5</sup> / <sub>16</sub>	8	11 <sup>1</sup> / <sub>2</sub>	1 <sup>1</sup> / <sub>2</sub>	1 <sup>1</sup> / <sub>2</sub>	2	1 <sup>1</sup> / <sub>2</sub>	—	1 <sup>1</sup> / <sub>4</sub>

## 125 Amps | 7 Terminals | Ring-Type | Single Position

Catalog Number	Terminal	Service	Hub	Connectors CU/AL		Bypass	Dimensions			Knockouts					
				Line	Load		D"	W"	H"	1	2	3	4	5	6
U1681-RL	7	OH	H.O.	#6-2/0	#6-2/0	None	4 <sup>7</sup> / <sub>16</sub>	10	18 <sup>1</sup> / <sub>2</sub>	2	3 <sup>1</sup> / <sub>4</sub>	1 <sup>1</sup> / <sub>2</sub>	—	1 <sup>1</sup> / <sub>4</sub> , 1 <sup>1</sup> / <sub>2</sub>	3 <sup>1</sup> / <sub>4</sub>

### Notes

- **Fifth terminal:** For field-mounted fifth terminal on the **U7487** and **U7490** order catalog number **5T8K2** to fit into round opening at the 9 o'clock position.
- **Hubs:** For proper hub selection see the hub suffix chart on the accessories page.
- **Connectors:** Extruded aluminum connectors are tin-plated.
- **Sealing rings:** Ring-type units supplied with an **MR-2** snap-action sealing ring as standard.

Please consult serving utility for their requirements prior to ordering or installing, as specifications and approvals vary by utility, and may require local electrical inspector approval. All installations must be installed by a licensed electrician and comply with all national and local codes, laws and regulations. Milbank reserves the right to make changes in specifications and features shown without notice or obligation. **WARNING** ⚠: This product can expose you to Chromium (hexavalent compounds) which is known to the State of California to cause cancer and/or birth defects or other reproductive harm. For more information, go to [www.P65Warnings.ca.gov](http://www.P65Warnings.ca.gov).



# Single Position Sockets

200 Amps | 4 Terminals | Ringless



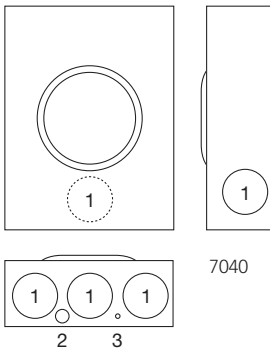
U7040-XL-TG



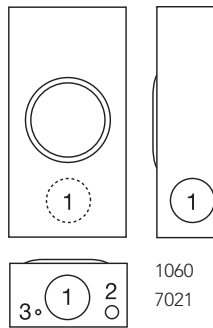
U1060-RL



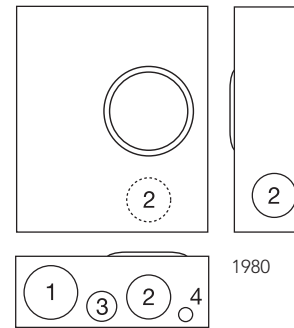
U1980-O



7040



1060  
7021



1980

## 200 Amps | 4 Terminals | Ringless | Single Position

Catalog Number	Terminal	Service	Hub	Connectors CU/AL		Bypass	Dimensions			Knockouts					
				Line	Load		D"	W"	H"	1	2	3	4	5	6
U1060-RL	4	OH	H.O.	#2-350	#2-350	None	4 $\frac{1}{8}$	8	15 $\frac{1}{2}$	2	$\frac{3}{4}$	$\frac{1}{4}$	—	—	$\frac{1}{4}$
U1527-O	4	UG	Blank	#2-350	#2-350	None	4 $\frac{1}{8}$	11	15 $\frac{1}{2}$	2	$\frac{1}{2}$	$\frac{1}{4}$	2 $\frac{1}{2}$	$\frac{1}{4}$ , $\frac{1}{2}$	$\frac{1}{4}$
U1980-O	4	UG	Blank	#6-350	#6-350	None	4 $\frac{1}{8}$	13	15 $\frac{1}{2}$	3	2 $\frac{1}{2}$	$\frac{1}{4}$	$\frac{1}{2}$	—	—
U7021-RL-TG	4	OH	H.O.	#6-350	#6-350	None	4 $\frac{1}{8}$	8	15 $\frac{1}{2}$	2 $\frac{1}{2}$	$\frac{1}{2}$	$\frac{1}{4}$	—	—	—
U7040-XL-TG	4	OH/UG	C.P.	#6-350	#6-350	None	4 $\frac{1}{8}$	11	15 $\frac{1}{2}$	$\frac{1}{2}$	$\frac{1}{4}$	2 $\frac{1}{2}$	—	—	—
U7043-XL-TG	4	OH/UG	C.P.	#6-350	#6-350	None	4 $\frac{1}{8}$	13	15 $\frac{1}{2}$	2 $\frac{1}{2}$	$\frac{1}{2}$	$\frac{1}{4}$	—	—	—

### Notes

- **Fifth terminal:** For field-mounted fifth terminal order catalog number **K5T** to fit into square opening at the 9 o'clock position.
- **Hubs:** For proper hub selection see the hub suffix chart on accessories page.
- **Connectors:** Extruded aluminum connectors are tin-plated.



Please consult serving utility for their requirements prior to ordering or installing, as specifications and approvals vary by utility, and may require local electrical inspector approval. All installations must be installed by a licensed electrician and comply with all national and local codes, laws and regulations. Milbank reserves the right to make changes in specifications and features shown without notice or obligation. **WARNING** ⚠: This product can expose you to Chromium (hexavalent compounds) which is known to the State of California to cause cancer and/or birth defects or other reproductive harm. For more information, go to [www.P65Warnings.ca.gov](http://www.P65Warnings.ca.gov).

# Single Position Sockets

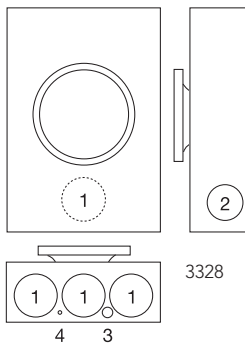
200 Amps | 4-7 Terminals | Ring-Type



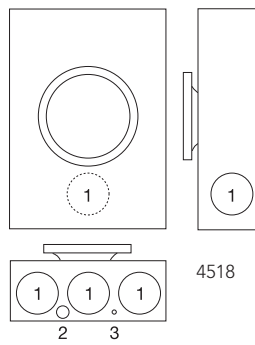
U3328-RXL




U4518-O-W




3328



4518



4517



4015

## 200 Amps | Ring-Type | Single Position

Catalog Number	Terminal	Service	Hub	Connectors CU/AL		Bypass	Dimensions			Knockouts			
				Line	Load		D"	W"	H"	1	2	3	4
U4517-DL-M4	4	OH	2"	#6-350	#6-350	None	4 $\frac{1}{8}$	8	15 $\frac{1}{2}$	2 $\frac{1}{2}$	$\frac{1}{2}$	$\frac{1}{4}$	—
U4518-XL-W	4	OH/UG	C.P.	#6-350	#6-350	None	4 $\frac{1}{8}$	11	15 $\frac{1}{2}$	2 $\frac{1}{2}$	$\frac{1}{2}$	$\frac{1}{4}$	—
U4518-O-W	4	UG	Blank	#6-350	#6-350	None	4 $\frac{1}{8}$	11	15 $\frac{1}{2}$	2 $\frac{1}{2}$	$\frac{1}{2}$	$\frac{1}{4}$	—
U4015-O	4	UG	Blank	#6-350	#6-350	None	6	14	16 $\frac{1}{4}$	3	2 $\frac{1}{2}$	1 $\frac{1}{2}$	$\frac{1}{2}$
U3328-RXL	7	OH/UG	C.P.	#6-350	#6-350	None	4 $\frac{7}{8}$	13	19	3	2 $\frac{1}{2}$	$\frac{1}{2}$	$\frac{1}{4}$

### Notes

- **Fifth terminal:** For field-mounted fifth terminal order catalog number **K5T** to fit into square opening at the 9 o'clock position.
- **Hubs:** For proper hub selection see the hub suffix chart on accessories page.
- **Connectors:** Extruded aluminum connectors are tin-plated.
- **Sealing rings:** The above ring-type units are supplied with a **MR-4** screw-type sealing ring as standard.

Please consult serving utility for their requirements prior to ordering or installing, as specifications and approvals vary by utility, and may require local electrical inspector approval. All installations must be installed by a licensed electrician and comply with all national and local codes, laws and regulations. Milbank reserves the right to make changes in specifications and features shown without notice or obligation. **WARNING** ⚠: This product can expose you to Chromium (hexavalent compounds) which is known to the State of California to cause cancer and/or birth defects or other reproductive harm. For more information, go to [www.P65Warnings.ca.gov](http://www.P65Warnings.ca.gov).




# Single Position Sockets

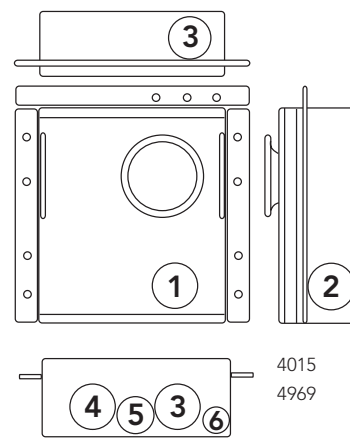
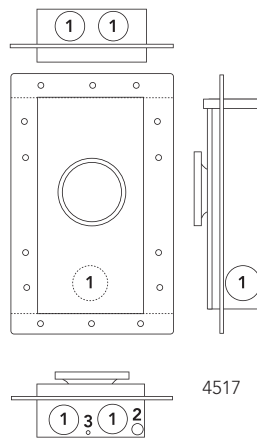

200 Amps | 4 Terminals | Flush-mount | Ring-Type



UF4518-KO



UF4015-KO



## 200 Amps | 4 Terminals | Flush-Mount | Ring-Type | Single Position

Catalog Number	Terminal	Service	Hub	Connectors CU/AL		Bypass	Dimensions			Knockouts					
				Line	Load		D"	W"	H"	1	2	3	4	5	6
UF4517-KO	4	OH	K.O.	#6-350	#6-350	None	5½	8	15½	2	½	¼	—	—	—
UF4518-KO	4	OH/UG	K.O.	#6-350	#6-350	None	5½	11	15½	2	2	2½	2½	½	¼
UF4015-KO	4	UG	K.O.	#6-350	#6-350	None	5	14	16¼	2½	2½	2½	2½	1½	½
UF4969-KO*	4	UG	K.O.	#6-350	#6-350	None	7½	14	16¼	2½	2½	2½	3	1½	½

### Notes


- **Fifth terminal:** For field-mounted fifth terminal order catalog number **K5T** to fit into square opening at the 9 o'clock position.
- **Connectors:** Extruded aluminum connectors are tin-plated.
- **Sealing rings:** Ring-type units are supplied with a **MR-4** screw-type sealing ring as standard.
- \* **UF4969** can only be used in a 2 x 6 wall.




Please consult serving utility for their requirements prior to ordering or installing, as specifications and approvals vary by utility, and may require local electrical inspector approval. All installations must be installed by a licensed electrician and comply with all national and local codes, laws and regulations. Milbank reserves the right to make changes in specifications and features shown without notice or obligation. **WARNING** ⚠: This product can expose you to Chromium (hexavalent compounds) which is known to the State of California to cause cancer and/or birth defects or other reproductive harm. For more information, go to [www.P65Warnings.ca.gov](http://www.P65Warnings.ca.gov).

# Link Bypass Single Position

125-200 Amps | 4-7 Terminals | Ring-Type



U3504-XL



3504  
3507  
3514  
3517



U3517-XL

## 125 Amps | 4-7 Terminals | Ring-Type | Link Bypass | Single Position

Catalog Number	Terminal	Service	Hub	Connectors CU/AL		Dimensions			Knockouts					
				Line	Load	D"	W"	H"	1	2	3	4	5	6
U3504-XL	4	OH/UG	C.P.	#6-2/0	#6-2/0	4 <sup>7</sup> / <sub>8</sub>	10	18 <sup>1</sup> / <sub>2</sub>	2	2	2	2	1/4	—
U3507-XL	7	OH/UG	C.P.	#6-2/0	#6-2/0	4 <sup>7</sup> / <sub>8</sub>	10	21	2	2	2	2	1/4	—

## 200 Amps | 4-7 Terminals | Ring-Type | Link Bypass | Single Position

Catalog Number	Terminal	Service	Hub	Connectors CU/AL		Dimensions			Knockouts					
				Line	Load	D"	W"	H"	1	2	3	4	5	6
U3514-XL	4	OH/UG	C.P.	#6-350	#6-350	4 <sup>7</sup> / <sub>8</sub>	13	21	2 <sup>1</sup> / <sub>2</sub>	2 <sup>1</sup> / <sub>2</sub>	3	3	1/4	1/2
U3517-XL	7	OH/UG	C.P.	#6-350	#6-350	4 <sup>7</sup> / <sub>8</sub>	13	24 <sup>1</sup> / <sub>2</sub>	2 <sup>1</sup> / <sub>2</sub>	2 <sup>1</sup> / <sub>2</sub>	2 <sup>1</sup> / <sub>2</sub>	2 <sup>1</sup> / <sub>2</sub>	1/4	1/2

### Notes

- **Fifth terminal:** For field-mounted fifth terminal, order catalog number **5T8K2** for the **U3504**; order **K5T** for the **U3514**.
- **Connectors:** Extruded aluminum connectors are tin-plated.
- **Sealing rings:** Ring-type units supplied with an **MR-4** screw-type sealing ring as standard.
- **Link bypass:** Links provided by utility.

Please consult serving utility for their requirements prior to ordering or installing, as specifications and approvals vary by utility, and may require local electrical inspector approval. All installations must be installed by a licensed electrician and comply with all national and local codes, laws and regulations. Milbank reserves the right to make changes in specifications and features shown without notice or obligation. **WARNING** ⚠: This product can expose you to Chromium (hexavalent compounds) which is known to the State of California to cause cancer and/or birth defects or other reproductive harm. For more information, go to [www.P65Warnings.ca.gov](http://www.P65Warnings.ca.gov).

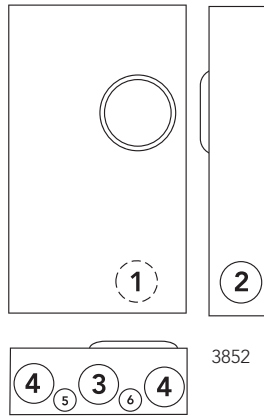


# Lever Bypass Single Position

200 Amps | 4-5 Terminals | Ringless



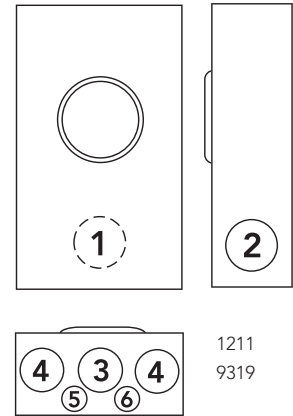
U3852-XL



3852



U9319-XL



1211  
9319

200 Amps | 4 Terminals | Ringless | Non-Jaw Clamping Lever Bypass | Single Position | 1Ø3W

Catalog Number	Terminal	Service	Hub	Connectors CU/AL		Bypass	Dimensions			Knockouts					
				Line	Load		D"	W"	H"	1	2	3	4	5	6
U3852-XL	4	OH/UG	C.P.	#2-350	#2-350	Lever	4 <sup>7</sup> / <sub>8</sub>	13	19	3	2 <sup>1</sup> / <sub>2</sub>	2 <sup>1</sup> / <sub>2</sub>	2 <sup>1</sup> / <sub>2</sub>	1/4	1/2

### Notes

- **Fifth Terminal:** Fifth terminal is not available for this unit.
- **Triplex Ground:** Factory-installed as standard.

200 Amps | 4-5 Terminals | Ringless | Non-Jaw Clamping Lever Bypass | Single Position | 1Ø3W or 3Ø3W

Catalog Number	Terminal	Service	Hub	Connectors CU/AL		Bypass	Dimensions			Knockouts					
				Line	Load		D"	W"	H"	1	2	3	4	5	6
U1211-RXL	4	OH/UG	C.P.	#6-350	#6-350	Lever	4 <sup>7</sup> / <sub>8</sub>	13	19	3	2 <sup>1</sup> / <sub>2</sub>	3	3	1/4	1/2
U9319-XL	5	OH/UG	C.P.	#6-350	#6-350	Lever	4 <sup>7</sup> / <sub>8</sub>	13	19	3	2 <sup>1</sup> / <sub>2</sub>	3	3	1/4	1/2

### Notes

- **Fifth terminal:** For field-mounted fifth terminal, order as extra **K3866** for the **U1211**.
- **Hubs:** For proper hub selection see the hub suffix chart on accessories page.
- **Bypass:** 200 Amps continuous duty bypass. Lever operates bypass only. Non-jaw-clamping.
- **Connectors:** Units are supplied with extruded aluminum connectors and bonded, triplex neutral.




Please consult serving utility for their requirements prior to ordering or installing, as specifications and approvals vary by utility, and may require local electrical inspector approval. All installations must be installed by a licensed electrician and comply with all national and local codes, laws and regulations. Milbank reserves the right to make changes in specifications and features shown without notice or obligation. **WARNING** ⚠: This product can expose you to Chromium (hexavalent compounds) which is known to the State of California to cause cancer and/or birth defects or other reproductive harm. For more information, go to [www.P65Warnings.ca.gov](http://www.P65Warnings.ca.gov).

# Lever Bypass Single Position

125-200 Amps | 7 Terminals | Ringless



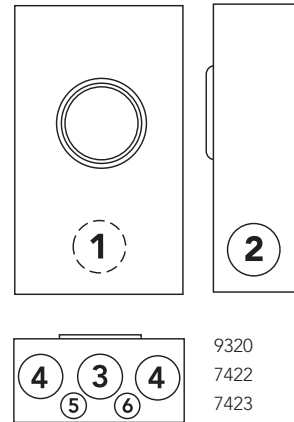
U7573-RL



7573  
8100



U7422-RXL



9320  
7422  
7423

125-200 Amps | 7 Terminals | Ringless | No Bypass | Single Position | 3Ø4W

Catalog Number	Amps	Terminal	Service	Hub	Connectors CU/AL		Bypass	Dimensions			Knockouts					
					Line	Load		D"	W"	H"	1	2	3	4	5	6
U8100-RL	125	7	OH	H.O	#6-2/0	#6-2/0	None	4 <sup>7</sup> / <sub>8</sub>	10	18 <sup>1</sup> / <sub>2</sub>	2	2	2	—	1 <sup>1</sup> / <sub>2</sub>	3 <sup>3</sup> / <sub>4</sub>
U7422-RXL	200	7	OH/UG	C.P.	#6-350	#6-350	None	4 <sup>7</sup> / <sub>8</sub>	13	19	3	2 <sup>1</sup> / <sub>2</sub>	3	3	1 <sup>1</sup> / <sub>4</sub>	1 <sup>1</sup> / <sub>2</sub>

125-200 Amps | 7 Terminals | Ringless | Non-Jaw Clamping Lever Bypass | Single Position | 3Ø4W

Catalog Number	Amps	Terminal	Service	Hub	Connectors CU/AL		Bypass	Dimensions			Knockouts					
					Line	Load		D"	W"	H"	1	2	3	4	5	6
U7573-RL	125	7	OH	H.O.	#6-2/0	#6-2/0	Lever	4 <sup>7</sup> / <sub>8</sub>	10	18 <sup>1</sup> / <sub>2</sub>	2	2	2	—	1 <sup>1</sup> / <sub>2</sub>	3 <sup>3</sup> / <sub>4</sub>
U9320-RXL	125	7	OH/UG	C.P.	#6-2/0	#6-2/0	Lever	4 <sup>7</sup> / <sub>8</sub>	10	19	3	2 <sup>1</sup> / <sub>2</sub>	3	3	1 <sup>1</sup> / <sub>4</sub>	1 <sup>1</sup> / <sub>2</sub>
U7423-RXL	200	7	OH/UG	C.P.	#6-350	#6-350	Lever	4 <sup>7</sup> / <sub>8</sub>	13	19	3	2 <sup>1</sup> / <sub>2</sub>	3	3	1 <sup>1</sup> / <sub>4</sub>	1 <sup>1</sup> / <sub>2</sub>

## Notes

- **Hubs:** For proper hub selection see the hub suffix chart on accessories page.
- **Bypass:** 200 Amps continuous duty bypass. Lever operates bypass only. Non-jaw-clamping.
- **Connectors:** Extruded aluminum connectors are tin-plated. Units supplied with bonded, duplex neutral.

Please consult serving utility for their requirements prior to ordering or installing, as specifications and approvals vary by utility, and may require local electrical inspector approval. All installations must be installed by a licensed electrician and comply with all national and local codes, laws and regulations. Milbank reserves the right to make changes in specifications and features shown without notice or obligation. **WARNING** ⚠: This product can expose you to Chromium (hexavalent compounds) which is known to the State of California to cause cancer and/or birth defects or other reproductive harm. For more information, go to [www.P65Warnings.ca.gov](http://www.P65Warnings.ca.gov).

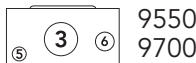



# Lever Bypass Single Position


200 Amps | 4-7 Terminals | Ringless



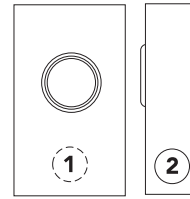
U9701-RXL



U9800-RRL



U9551-RXL



200 Amps | 4-7 Terminals | Ringless | Jaw-Clamping Lever Bypass | Single Position | 1Ø3W or 3Ø3W

Catalog Number	Terminal	Service	Hub	Connectors CU/AL		Bypass	Dimensions			Knockouts					
				Line	Load		D"	W"	H"	1	2	3	4	5	6
U9800-RRL*	4	OH	H.O.	#6-350	#6-350	Lever	4 <sup>7</sup> / <sub>8</sub>	10	18 <sup>1</sup> / <sub>2</sub>	3	2 <sup>1</sup> / <sub>2</sub>	3	—	1 <sup>1</sup> / <sub>2</sub>	3 <sup>3</sup> / <sub>4</sub>
U9801-RXL*	4	OH/UG	C.P.	#6-350	#6-350	Lever	4 <sup>7</sup> / <sub>8</sub>	13	19	3	2 <sup>1</sup> / <sub>2</sub>	3	3	1 <sup>1</sup> / <sub>4</sub>	1 <sup>1</sup> / <sub>2</sub>
U9550-RRL	5	OH	H.O.	#6-350	#6-350	Lever	4 <sup>7</sup> / <sub>8</sub>	10	18 <sup>1</sup> / <sub>2</sub>	3	2 <sup>1</sup> / <sub>2</sub>	3	—	1 <sup>1</sup> / <sub>2</sub>	3 <sup>3</sup> / <sub>4</sub>
U9551-RXL	5	OH/UG	C.P.	#6-350	#6-350	Lever	4 <sup>7</sup> / <sub>8</sub>	13	19	3	2 <sup>1</sup> / <sub>2</sub>	3	3	1 <sup>1</sup> / <sub>4</sub>	1 <sup>1</sup> / <sub>2</sub>
U9700-RRL	7	OH	H.O.	#6-350	#6-350	Lever	4 <sup>7</sup> / <sub>8</sub>	10	18 <sup>1</sup> / <sub>2</sub>	3	2 <sup>1</sup> / <sub>2</sub>	3	—	1 <sup>1</sup> / <sub>2</sub>	3 <sup>3</sup> / <sub>4</sub>
U9701-RXL	7	OH/UG	C.P.	#6-350	#6-350	Lever	4 <sup>7</sup> / <sub>8</sub>	13	19	3	2 <sup>1</sup> / <sub>2</sub>	3	3	1 <sup>1</sup> / <sub>4</sub>	1 <sup>1</sup> / <sub>2</sub>

## Notes

- **Hubs:** For proper hub selection see the hub suffix chart on accessories page.
- **Bypass:** Lever supplies clamping action and also operates bypass device.
- **Connectors:** Extruded aluminum connectors are tin-plated. **U9550** and **U9551** units are supplied with duplex neutral, with removable bonding strap for insulated neutral. **U9700** series units are supplied with duplex neutral.

\*Internal Hex Connectors.



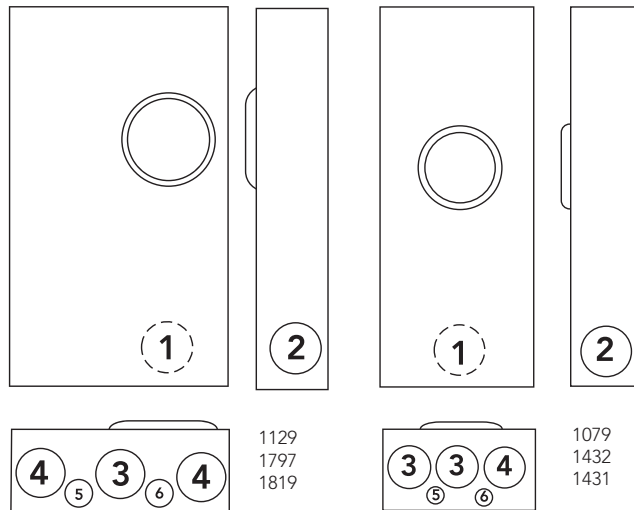
Please consult serving utility for their requirements prior to ordering or installing, as specifications and approvals vary by utility, and may require local electrical inspector approval. All installations must be installed by a licensed electrician and comply with all national and local codes, laws and regulations. Milbank reserves the right to make changes in specifications and features shown without notice or obligation. **WARNING** ⚠: This product can expose you to Chromium (hexavalent compounds) which is known to the State of California to cause cancer and/or birth defects or other reproductive harm. For more information, go to [www.P65Warnings.ca.gov](http://www.P65Warnings.ca.gov).

# Lever Bypass Single Position

320 Amps | 4 Terminals | Ringless



U1797-O-K3L-K2L



U1129-O-K3L-K2L

## 320 Amps | 4 Terminals | Ringless | Lever Bypass | Single Position

Catalog Number	Terminal	Service	Hub	Connectors CU/AL		Bypass	Dimensions			Knockouts					
				Line	Load		D"	W"	H"	1	2	3	4	5	6
U1079-R	4	OH	H.O.	3/8" x16 Studs		Lever	4 7/8	13	38 3/4	3 1/2	2 1/2	3	3	1/4	1/2
U1431-R*	4	OH/UG	H.O.	3/8" x16 Studs		None	4 7/8	13	38 3/4	3 1/2	2 1/2	3	3	1/4	1/2
U1129-O-K3L-K2L	4	UG	Blank	(1) #4-600 or (2) 1/0-250	Twin #6-350	Lever	4 7/8	15	30	3	2 1/2	3	3	1/4	1/2
U1432-O*	4	UG	Blank	3/8" x16 Studs		None	4 7/8	13	29 3/4	3 1/2	2 1/2	3	3	1/4	1/2
U1819-X*	4	UG	C.P.	3/8" x16 Studs		None	4 7/8	15	30	3	3	3	3	1/4	1/2
U1797-O-K3L-K2L	4	UG	Blank	(1) #4-600 or (2) 1/0-250	Twin #6-35	Lever	4 7/8	15	30	3	3	3	3	1/4	1/2

### Notes

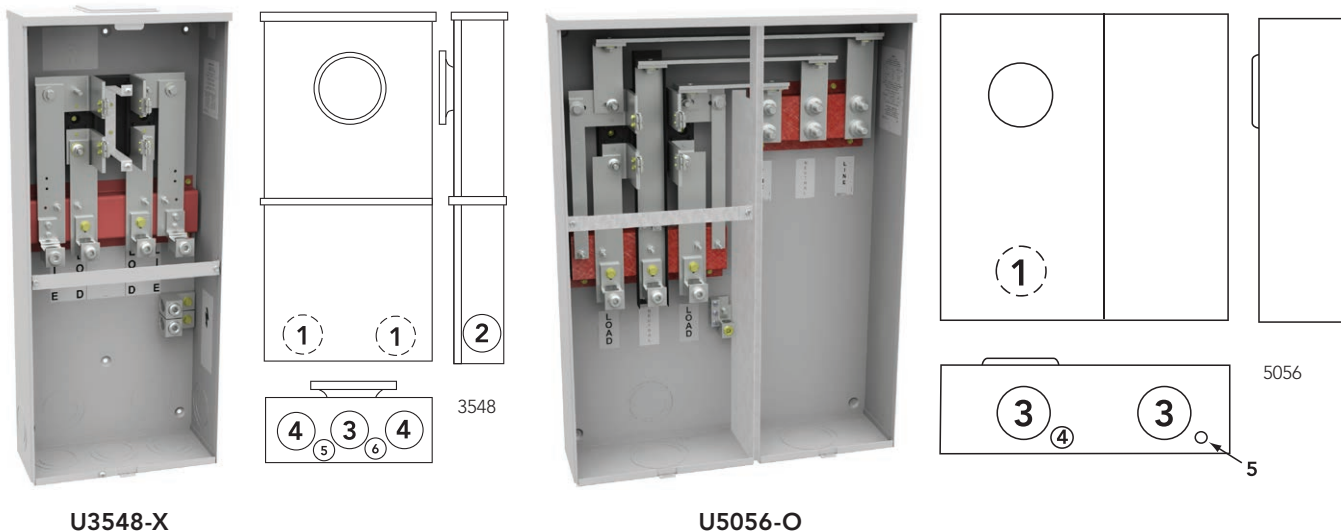
- **Hubs:** For proper hub selection, see the hub suffix chart on the accessories page.
  - **Connector kits:** Stud-type units are supplied with 3/8" x16 hex head nuts with Belleville washers. Order two connector kits to cover both line and load. Order **K1539** (single #350), **K1540** (single #600) or **K1350** (twin #350). See accessories page.  
**Note:** The **U1129** unit has a single connector on the line-side only.
  - **Fifth terminal:** For field-mounted fifth terminal, order as extra **K3866** for the **U1079** and **U1431**. Order as extra **K3865** for units **U1129**, **U1432**, **U1819**, and **U1797**.
  - **Lug size range:** See accessories page for lug size range for the **U1129** and **U1797** units.
- \*Lever bypass supplies clamping action on meter spades only on the **U1431**, **U1432** and **U1819**. Lever supplies clamping action and also operates bypass device on the **U1079**, **U1129** and **U1797**.

Please consult serving utility for their requirements prior to ordering or installing, as specifications and approvals vary by utility, and may require local electrical inspector approval. All installations must be installed by a licensed electrician and comply with all national and local codes, laws and regulations. Milbank reserves the right to make changes in specifications and features shown without notice or obligation. **WARNING** ⚠: This product can expose you to Chromium (hexavalent compounds) which is known to the State of California to cause cancer and/or birth defects or other reproductive harm. For more information, go to [www.P65Warnings.ca.gov](http://www.P65Warnings.ca.gov).



## Link Bypass Single Position

320 Amps | 4 Terminals | Ring-Type



320 Amps | 4 Terminals | Ring-Type | Link Bypass | Single Position | 1Ø3W

Catalog Number	Terminal	Service	Hub	Connectors CU/AL		Bypass	Dimensions			Knockouts					
				Line	Load		D"	W"	H"	1	2	3	4	5	6
U3548-X*	4	OH/UG	C.P.	Single = 4-600 Parallel = 1/0-250		Link	6	14	33	3	3	3	3	¼	½
U5056-O	4	UG	Blank	1/2"x13 Studs	#4-600 or Twin 1/0-250	Link	6	24	32	3	—	4	½	¼	—

### Notes

- **Sealing ring:** Ring-type units are supplied with an **MR-4**, screw-type, sealing ring as standard.
- **Triple tap lug:** For triple tap lug kit order **K5049**, wire range **#6-250** kcmil.
- **Link bypass:** Links provided by utility.
- \* **Flush-mount kit:** For field-mounted flush-mount kit order **K4086**.

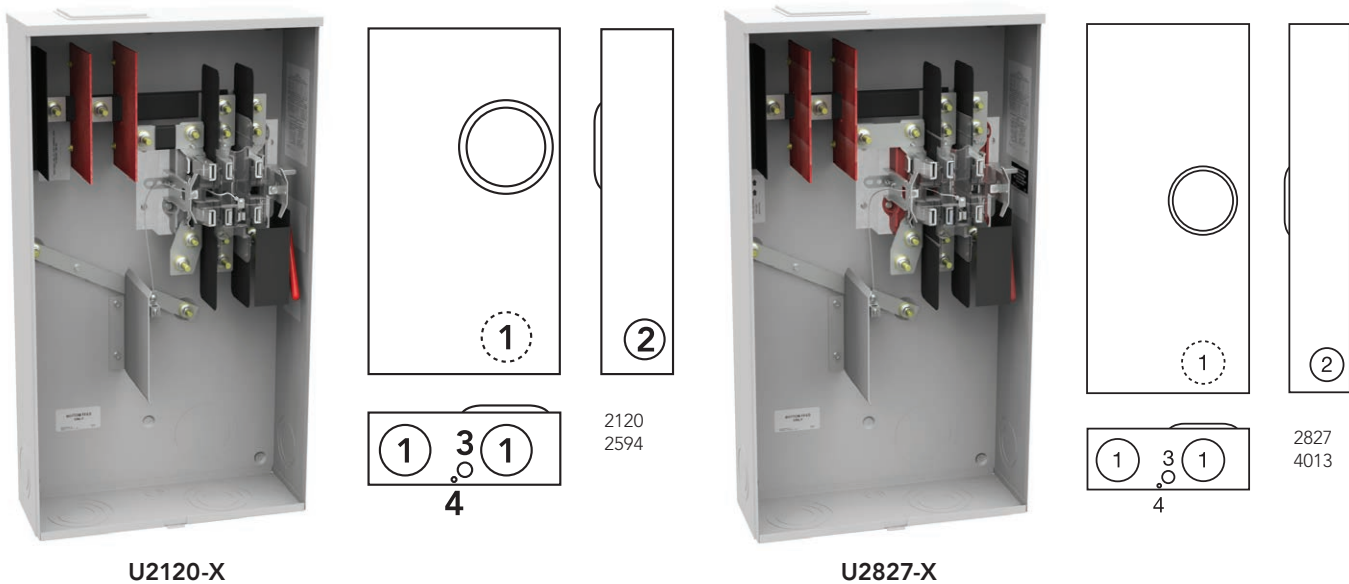


Please consult serving utility for their requirements prior to ordering or installing, as specifications and approvals vary by utility, and may require local electrical inspector approval. All installations must be installed by a licensed electrician and comply with all national and local codes, laws and regulations. Milbank reserves the right to make changes in specifications and features shown without notice or obligation. **WARNING** ⚠: This product can expose you to Chromium (hexavalent compounds) which is known to the State of California to cause cancer and/or birth defects or other reproductive harm. For more information, go to [www.P65Warnings.ca.gov](http://www.P65Warnings.ca.gov).

# Lever Bypass Single Position

320 Amps | 7 Terminals | Ringless

23



U2120-X

U2827-X

320 Amps | 7 Terminals | Ringless | Lever Bypass | Single Position | Side Wireway

Catalog Number	Terminal	Service	Hub	Connectors CU/AL		Bypass	Dimensions			Knockouts			
				Line	Load		D"	W"	H"	1	2	3	4
U4013-X	7	OH/UG	C.P.	3/8" x16 Studs		Lever	6 1/2	19	34 1/8	4	3	1	1/4
U2594-X	7	OH/UG	C.P.	3/8" x16 Studs		Lever	6 1/2	19 3/4	34 1/8	4	3	1	1/4
U2827-X*	7	OH/UG	C.P.	3/8" x16 Studs		Non-bypass	6 1/2	17 3/4	31	4	3	1	1/4
U2120-X	7	UG	C.P.	3/8" x16 Studs		Lever	6 1/2	17 3/4	31 3/4	4	3	1	1/4

## Notes

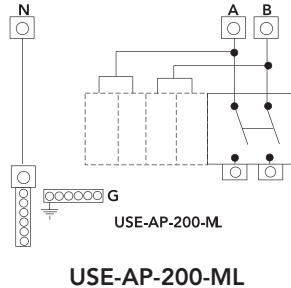
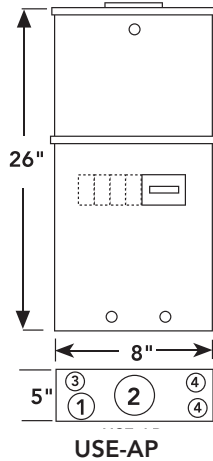
- **Bypass:** Lever supplies clamping action on meter spades and operates bypass device.
- **\*U2827** has lever with jaw-clamping capabilities but no bypass.
- **Connector kits:** Stud-type units are supplied with 3/8" x16 hex head nuts with Belleville washers. Order two connector kits to cover both line and load. For single lug connector kits for the **U2120** and **U2594** units, order as extra **K3082** (350 kcmil) or **K3441** (600 kcmil). For twin lug connectors, order as extra: **K3442** (350 kcmil). Separate kits are required for both line and load.

Please consult serving utility for their requirements prior to ordering or installing, as specifications and approvals vary by utility, and may require local electrical inspector approval. All installations must be installed by a licensed electrician and comply with all national and local codes, laws and regulations. Milbank reserves the right to make changes in specifications and features shown without notice or obligation. **WARNING** ⚠: This product can expose you to Chromium (hexavalent compounds) which is known to the State of California to cause cancer and/or birth defects or other reproductive harm. For more information, go to [www.P65Warnings.ca.gov](http://www.P65Warnings.ca.gov).

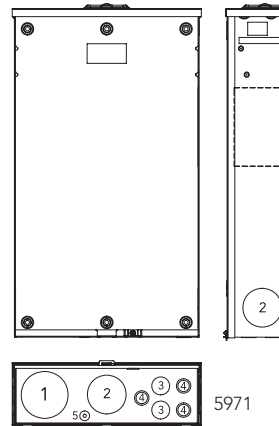




USE-AP-200-ML



USE-AP-200-ML



U5971-XL-100



U5971-XL-200

200 Amps | Breaker Enclosure | 1Ø3W | 120/240 Volt | 10K AIC Rating

Catalog Number	Terminal	Service	Hub	Connectors CU/AL		Dimensions			Knockouts			
				Line	Load	D"	W"	H"	1	2	3	4
USE-AP-200-ML	4	OH	2"	#4-250	#4-250	5	8	26	1	2	¾	¾

Notes

- **USE-AP-200-ML:** 200 Amps main wired-in series with plug-in style bus. **UQFP-200** factory-installed. Additional 4 branch circuits available for (1) two-pole and (2) one-pole, or (4) one-pole breakers. **One 2" hub included.**

100-200 Amps | Load Center with Main Breaker | 120/240V

Catalog Number	Main Breaker Amps	Branch Circuits	Service	Hub	Dimensions			Knockouts				
					D"	W"	H"	1	2	3	4	5
U5971-XL-100	100	10	OH/UG	C.P.	4½	14⅞	25⅙	3	2½	1	½,¾	¼,½
U5971-XL-200	200	8	OH/UG	C.P.	4½	14⅞	25⅙	3	2½	1	½,¾	¼,½

Notes

- **AIC rating:** 10K AIC rating.
- **Line terminals:** As specified on circuit breaker (300 kcmil max).
- **Load terminals:** As specified on circuit breakers (#1 AWG max).
- **Breaker interlock:** Order **K5815** for 200 Amps or 150 Amps to 100 Amps breakers (large frame to small frame). Order **K5820** for 200 Amps or 150 Amps to 200 Amps or 150 Amps breakers (large frame to large frame). Order **K5830** for 100 Amps to 100 Amps (small frame to small frame).



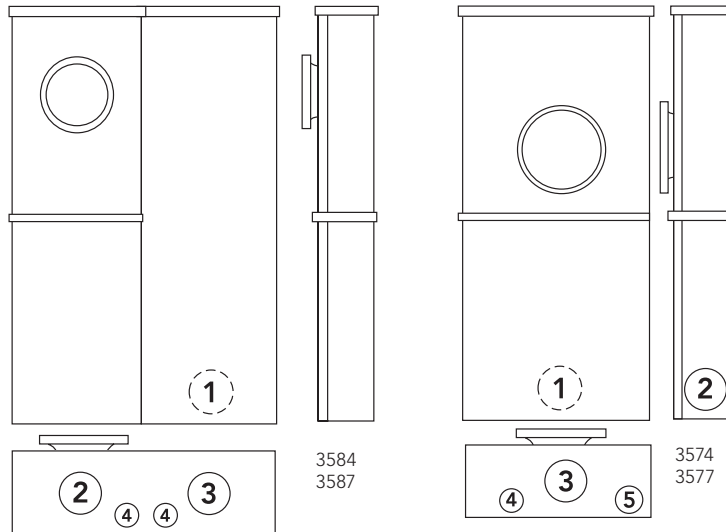
Please consult serving utility for their requirements prior to ordering or installing, as specifications and approvals vary by utility, and may require local electrical inspector approval. All installations must be installed by a licensed electrician and comply with all national and local codes, laws and regulations. Milbank reserves the right to make changes in specifications and features shown without notice or obligation. **WARNING** ⚠: This product can expose you to Chromium (hexavalent compounds) which is known to the State of California to cause cancer and/or birth defects or other reproductive harm. For more information, go to [www.P65Warnings.ca.gov](http://www.P65Warnings.ca.gov).

# Meter Mains

200 Amps | 4-7 Terminals | Ring-Type



U3574-RL-200



## 200 Amps | 4 Terminals | Ring-Type | 240V

Catalog Number	Terminal	Service	Breaker	Connectors CU/AL		Dimensions			Knockouts					
				Line	Load	D"	W"	H"	1	2	3	4	5	6
U3574-RL-200	4	OH	200A-2P	#2-350	#3-300	4½	8	30	2	2	2½	¼	½	—
U3584-O-200	4	UG	200A-2P	#6-350	#3-300	5½	14½	26	3	3	3	½	—	—

## 200 Amps | 7 Terminals | Ring-Type | 120/208V

Catalog Number	Terminal	Service	Breaker	Connectors CU/AL		Dimensions			Knockouts					
				Line	Load	D"	W"	H"	1	2	3	4	5	6
U3577-RL-200	7	OH	200A-3P	#2-350	#3-300	4¾	10	34	2	2	2½	¼	½	—
U3587-O-200	7	UG	200A-3P	#6-350	#3-300	5½	14½	26	3	3	3	½	—	—

### Notes

- Products meet NEC 2020 requirements.
- **Breakers:** Units are supplied with bolt-on 200 Amps circuit breakers where specified above.
- **Sealing rings:** Units are supplied with an **MR-4** screw-type sealing ring.

Please consult serving utility for their requirements prior to ordering or installing, as specifications and approvals vary by utility, and may require local electrical inspector approval. All installations must be installed by a licensed electrician and comply with all national and local codes, laws and regulations. Milbank reserves the right to make changes in specifications and features shown without notice or obligation. **WARNING** ⚠: This product can expose you to Chromium (hexavalent compounds) which is known to the State of California to cause cancer and/or birth defects or other reproductive harm. For more information, go to [www.P65Warnings.ca.gov](http://www.P65Warnings.ca.gov).




# Meter Main with Load Center

100–200 Amps | 4-5 Terminals | Ringless and Ring-Type



U5168-XTL-200




5168 5268  
5169 5269



U5268-XTL-200-KK

### Generator Interlock


K5815 - Large QN with small frame Q.
K5820 - Large frame QN with large frame QN.
K5830 - Small frame Q to small frame Q.

100–200 Amps | Meter Mains | 120/240V | 1Ø3W | Overhead/Underground

Catalog Number	Terminal	Amps	Circuits	Hub	Connectors Line	Bypass	Dimensions			Knockouts					
							D"	W"	H"	1	2	3	4	5	6
U5168-XTL-100*	4	100	10	C.P.	#6-350	None	4½	14⅞	32	2	2	3	2½	1	¾
U5168-XTL-150*	4	150	8	C.P.	#6-350	None	4½	14⅞	32	2	2	3	2½	1	¾
U5168-XTL-200*	4	200	8	C.P.	#6-350	None	4½	14⅞	32	2	2	3	2½	1	¾
U5168-XTL-100-KK*	4	100	10	C.P.	#6-350	Horn	4½	14⅞	32	2	2	3	2½	1	¾
U5168-XTL-150-KK*	4	150	8	C.P.	#6-350	Horn	4½	14⅞	32	2	2	3	2½	1	¾
U5168-XTL-200-KK*	4	200	8	C.P.	#6-350	Horn	4½	14⅞	32	2	2	3	2½	1	¾
U5168-XTL-100-KK-5T*	5	100	10	C.P.	#6-350	Horn	4½	14⅞	32	2	2	3	2½	1	¾
U5168-XTL-150-KK-5T*	5	150	8	C.P.	#6-350	Horn	4½	14⅞	32	2	2	3	2½	1	¾
U5169-XTL-100	4	100	10	C.P.	#6-350	None	4½	14⅞	32	2	2	3	2½	1	¾
U5169-XTL-150	4	150	8	C.P.	#6-350	None	4½	14⅞	32	2	2	3	2½	1	¾
U5169-XTL-200	4	200	8	C.P.	#6-350	None	4½	14⅞	32	2	2	3	2½	1	¾
U5268-XTL-150*	4	150	20	C.P.	#6-350	None	4½	14⅞	32	2	2	3	2½	1	¾
U5268-XTL-200*	4	200	20	C.P.	#6-350	None	4½	14⅞	32	2	2	3	2½	1	¾
U5268-XTL-150-KK*	4	150	20	C.P.	#6-350	Horn	4½	14⅞	32	2	2	3	2½	1	¾
U5268-XTL-200-KK*	4	200	20	C.P.	#6-350	Horn	4½	14⅞	32	2	2	3	2½	1	¾
U5269-XTL-200	4	200	20	C.P.	#6-350	None	4½	14⅞	32	2	2	3	2½	1	¾

### Notes

- Products meet NEC 2020 requirements.
- **Hubs:** Supplied with (two) closing plates packed inside. Order hubs as a separate item. See accessories page for hub options.
- **Interior:** U5168 units have 8-circuit interior; U5268 units have 20-circuit interior.
- **Fifth terminal:** Order K5T and field install for 208Y/120 network systems. Installs in the 9 o'clock position only.
- **Branch breakers:** Series rated 22K AIC with Milbank QNR2200H main installed.
- **Interlock kit:** For generator auxiliary circuit breaker interlock, order K5815 for large QN with small frame Q; order K5820 for large frame QN with large frame QN; order K5830 for small frame Q with small frame Q.
- **Sub-feed lugs:** #6-350 kcmil sub-feed lugs provided on 8 and 10 circuit interior. **Not available on 20 circuit interior.**
- Amps rating limited to main breaker rating.

\*Ringless



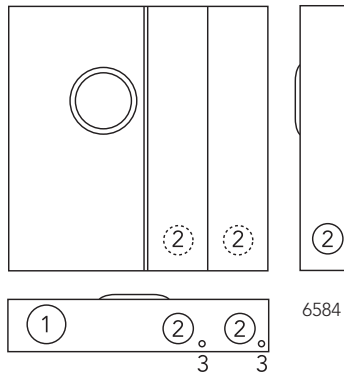
Please consult serving utility for their requirements prior to ordering or installing, as specifications and approvals vary by utility, and may require local electrical inspector approval. All installations must be installed by a licensed electrician and comply with all national and local codes, laws and regulations. Milbank reserves the right to make changes in specifications and features shown without notice or obligation. **WARNING** ⚠: This product can expose you to Chromium (hexavalent compounds) which is known to the State of California to cause cancer and/or birth defects or other reproductive harm. For more information, go to [www.P65Warnings.ca.gov](http://www.P65Warnings.ca.gov).

# Heavy Duty Lever Bypass Meter Mains

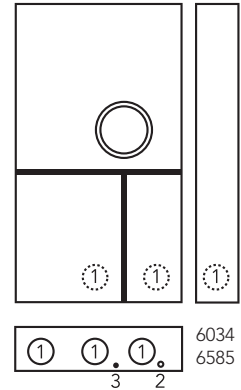
320 Amps | 4 Terminals | Ringless



U6584-O-2200-BL



U6585-X-2/200-5T9



320 Amps | 4 Terminals | Ringless | 1Ø3W | 22K AIC Rating

Catalog Number	Terminal	Service	Primary Disconnect	Secondary Disconnect	Bypass	Dimensions			Knockouts		
						D"	W"	H"	1	2	3
U6034-O-2/200	4	OH/UG	200 Amp/2-pole Circuit Breaker	200 Amp/2-pole Circuit Breaker	None	4 <sup>7</sup> / <sub>8</sub>	20 <sup>1</sup> / <sub>4</sub>	45	3	1/2	1/4
U6585-O-2/200-5T9	4	OH/UG	200 Amp/2-pole Circuit Breaker	200 Amp/2-pole Circuit Breaker	Lever	4 <sup>7</sup> / <sub>8</sub>	20 <sup>1</sup> / <sub>4</sub>	45	3	1/2	1/4
U6584-O-2/200	4	UG	200 Amp/2-pole Circuit Breaker	200 Amp/2-pole Circuit Breaker	Lever	4 <sup>7</sup> / <sub>8</sub>	20 <sup>1</sup> / <sub>2</sub>	45	3	1/2	1/4

## Notes

- **NEC 2020:** Products are NEC 2020 compliant.
- **Amperage rating:** 400 Amps, 320 Amps continuous.
- **Neutral:** Bonded neutral and ground factory-installed.
- **Flush-mount:** Flush-mounting available on underground units. Order catalog number **FK-M400-UG** separately.
- **Short circuit current withstand rating:** 22K AIC Standard.
- **Bypass:** Lever supplies clamping action and operates bypass device.
- **Fifth terminal:** For field installed 5th terminal order **K3865**.
- **Line side connector kits:** Supplied with 3/8-16 studs, order connector kits as needed from page 124.

Please consult serving utility for their requirements prior to ordering or installing, as specifications and approvals vary by utility, and may require local electrical inspector approval. All installations must be installed by a licensed electrician and comply with all national and local codes, laws and regulations. Milbank reserves the right to make changes in specifications and features shown without notice or obligation. **WARNING** ⚠: This product can expose you to Chromium (hexavalent compounds) which is known to the State of California to cause cancer and/or birth defects or other reproductive harm. For more information, go to [www.P65Warnings.ca.gov](http://www.P65Warnings.ca.gov).



# Meter Main with Split Load

320 Amps | 4 Terminals | Ring-Type



U6092-R-2-200



U6093-R-2-200

320 Amps | 4 Terminals | Ring-Type | 1Ø3W | NEMA 3R | 120/240V

Catalog Number	Service	Primary Disconnect	Secondary Disconnect	Bypass	Dimensions			Knockouts				
					D"	W"	H"	1	2	3	4	5
U6092-R-2-200	OH	200 Amp/2-Pole Circuit Breaker		None	6 $\frac{1}{8}$	9 $\frac{1}{2}$	47 $\frac{1}{8}$	2	2	2	1 $\frac{1}{2}$	$\frac{3}{4}$
U6093-R-2-200	OH	200 Amp/2-Pole Circuit Breaker		Link	6	11 $\frac{1}{2}$	47	2 $\frac{1}{2}$	2 $\frac{1}{2}$	3	3	$\frac{3}{4}$

## Notes

- **NEC 2020:** Products are NEC 2020 compliant.
- **Amperage rating:** 400 Amps, 320 Amps continuous.
- **Neutral:** Bonded neutral and ground factory-installed.
- **Line-side connectors:** Connectors provided for 4-600 or twin 1/0-250.
- **Overhead:** Overhead units include one 3" hub.



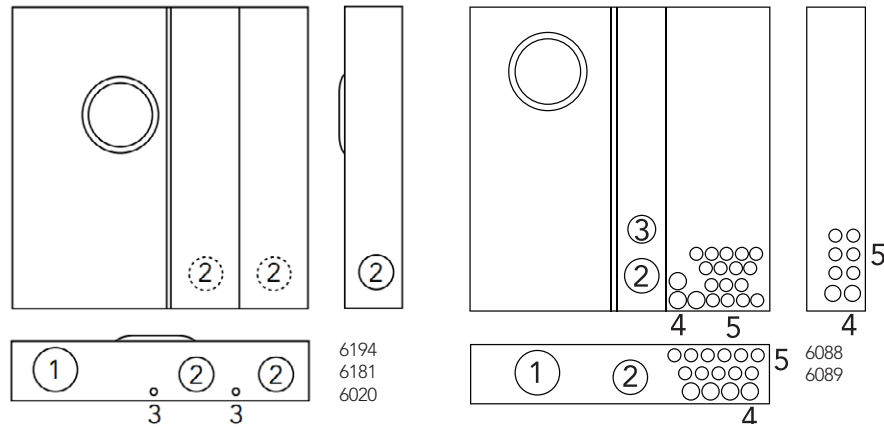
Please consult serving utility for their requirements prior to ordering or installing, as specifications and approvals vary by utility, and may require local electrical inspector approval. All installations must be installed by a licensed electrician and comply with all national and local codes, laws and regulations. Milbank reserves the right to make changes in specifications and features shown without notice or obligation. **WARNING** ⚠️: This product can expose you to Chromium (hexavalent compounds) which is known to the State of California to cause cancer and/or birth defects or other reproductive harm. For more information, go to [www.P65Warnings.ca.gov](http://www.P65Warnings.ca.gov).

# Meter Main with Split Load

320 Amps | 4 Terminals | Ring-Type



U6020-O-2/200



320 Amps | 4 Terminals | Ring-Type | 1Ø3W | NEMA 3R | 120/240V

Catalog Number	Service	Primary Disconnect	Secondary Disconnect	Bypass	Dimensions			Knockouts				
					D"	W"	H"	1	2	3	4	5
U6194-O-1/200 <sup>1</sup>	UG	200 Amp/2-Pole Circuit Breaker	See Note <sup>1</sup>	None	5 <sup>7</sup> / <sub>8</sub>	24	36	4	2	—	—	—
U6181-O-1/200 <sup>1</sup>	UG	200 Amp/2-Pole Circuit Breaker	See Note <sup>1</sup>	Link	5 <sup>7</sup> / <sub>8</sub>	24	36	4	2	—	—	—
U6088-O-2-200 <sup>4</sup>	UG	200 Amp/2-Pole Circuit Breaker		None	6	33	40	4	2 <sup>1</sup> / <sub>2</sub>	1 <sup>1</sup> / <sub>2</sub>	1	<sup>3</sup> / <sub>4</sub>
U6089-O-2-200 <sup>4</sup>	UG	200 Amp/2-Pole Circuit Breaker		Link	6	33	40	4	2 <sup>1</sup> / <sub>2</sub>	1 <sup>1</sup> / <sub>2</sub>	1	<sup>3</sup> / <sub>4</sub>
U6020-O-2/200 <sup>3</sup>	UG	200 Amp/2-Pole Circuit Breaker		Link	6	32 <sup>1</sup> / <sub>8</sub>	39 <sup>7</sup> / <sub>8</sub>	4	3	<sup>1</sup> / <sub>2</sub>	—	—

## Notes

- **NEC 2020:** Products are NEC 2020 compliant.
- **Amperage rating:** 400 Amps, 320 Amps continuous.
- **EUSERC:** Meets EUSERC requirements. Consult local utility for approval before ordering or installing.
- **Neutral:** Bonded neutral and ground factory-installed.
- **Line-side connectors:** Two 1/2" studs per phase on 1-3/4" centers.
- **Load side connectors:** 1/0-300
- **Flush-mount:** Flush-mount kit included with **U6194, U6181, U6088 and U6089**. Available for other underground units. Order catalog number **FK-M400-UG** separately.
- **AIC Rating:** 22KAIC standard.
- **Lug kit:** Mechanical lug kit available, order **K4920** (#2-500).
- **Conversion kit:** To field convert UG units to OH, order **K4787-F**.

<sup>1</sup> 200 Amps primary disconnect factory-installed. Order secondary disconnect separately. Specify **UQFPH-100, 125, 150, 175** or **200**.

<sup>3</sup> Two 200 Amps two-pole bolt-on **UQFBH** main breakers factory-installed.

<sup>4</sup> **Breakers:** Two 200 Amps two-pole main breakers factory-installed, and semi-flush flange kit packed inside meter section. Universal Copper 24/40 Circuit interior accepts Challenger, GE, Murrery, Siemens/ITE and Cutler-Hammer/Westinghouse universal type plug-in branch circuit breakers.

Please consult serving utility for their requirements prior to ordering or installing, as specifications and approvals vary by utility, and may require local electrical inspector approval. All installations must be installed by a licensed electrician and comply with all national and local codes, laws and regulations. Milbank reserves the right to make changes in specifications and features shown without notice or obligation. **WARNING** ⚠: This product can expose you to Chromium (hexavalent compounds) which is known to the State of California to cause cancer and/or birth defects or other reproductive harm. For more information, go to [www.P65Warnings.ca.gov](http://www.P65Warnings.ca.gov).

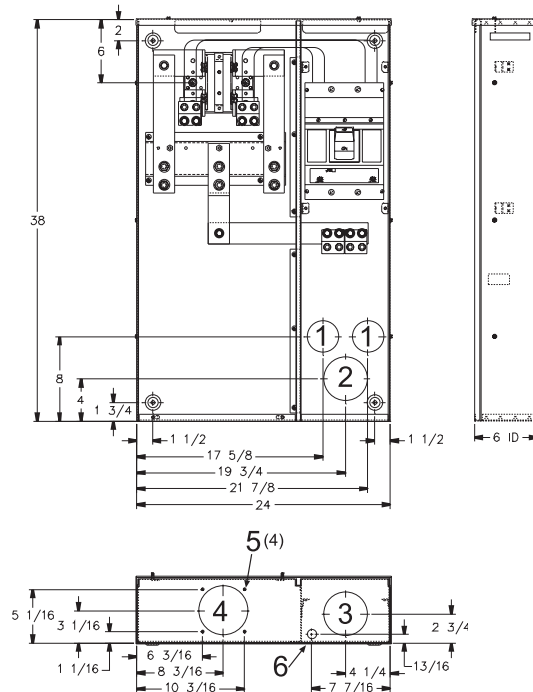


# Meter Main Combination

320 Amps | 4 Terminals | Ring-Type



M401-UG



320 Amps Main Breaker | 4 Terminals | Ring-Type | 1Ø3W | NEMA 3R | 120/240V

Catalog Number	Terminal	Service	Main Disconnect	Bypass	Connectors CU/AL		Dimensions			Knockouts					
					Line	Load	D"	W"	H"	1	2	3	4	5	6
M401-UG	4	UG	(1) 400 Amp 2-pole Breaker	None	Studs	C.B.*	6	24	38	2½	3½	3½	4	¼	½
M401-UG-BS	4	UG	(1) 400 Amp 2-pole Breaker	Link	Studs	C.B.*	6	24	38	2½	3½	3½	4	¼	½

## Notes

- **NEC 2020:** Products are NEC 2020 compliant.
  - **Amperage rating:** 400 Amps, 320 Amps continuous.
  - **Neutral:** Bonded neutral and ground factory-installed.
  - **Load side connectors:** Two 1/2" studs per phase on 1-3/4" centers.
  - **Lug kit:** Mechanical lug kit available, order **K4920** (#2-500).
  - **Flush-mount:** Flush-mounting available on underground units. Order catalog number **FK-M400-UG** separately.
  - **Short circuit current withstand rating:** 22K AIC standard.
- \* C.B. load side (1) or (2) copper conductors 3/0-500, (2) aluminum conductors 4/0-500 or (1) aluminum conductor 250-500.



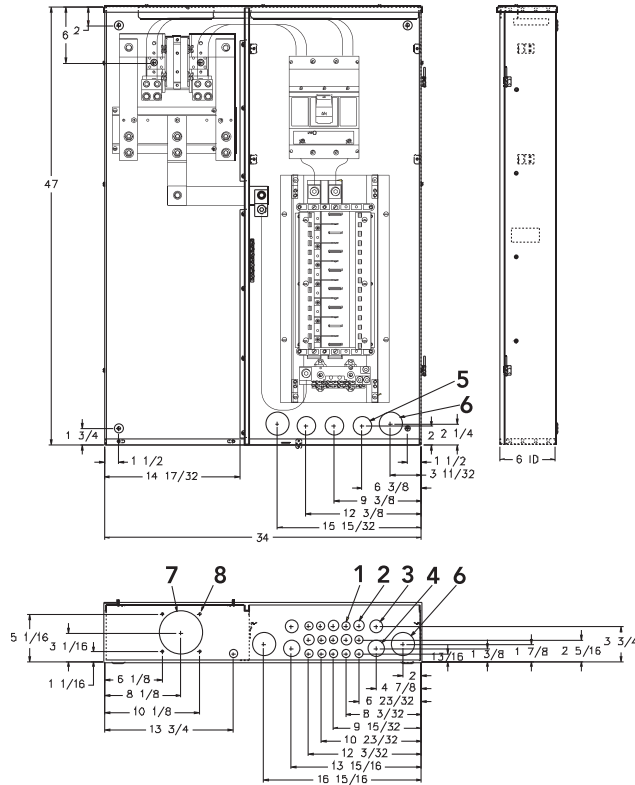
Please consult serving utility for their requirements prior to ordering or installing, as specifications and approvals vary by utility, and may require local electrical inspector approval. All installations must be installed by a licensed electrician and comply with all national and local codes, laws and regulations. Milbank reserves the right to make changes in specifications and features shown without notice or obligation. **WARNING** ⚠: This product can expose you to Chromium (hexavalent compounds) which is known to the State of California to cause cancer and/or birth defects or other reproductive harm. For more information, go to [www.P65Warnings.ca.gov](http://www.P65Warnings.ca.gov).

# Meter Main Combination

320 Amps | 4 Terminals | Ring-Type



M404-UG-LC



## 320 Amps Main With Circuit Load Center | 4 Terminals | Ring-Type | 1Ø3W | 120/240V

Catalog Number	Terminal	Service	Primary Disconnect	Secondary Disconnect	Bypass	Dimensions			Knockouts							
						D"	W"	H"	1	2	3	4	5	6	7	8
M404-UG-LC*	4	UG	400 Amp 2-pole Breaker	NA	None	6	34	47	1/2	3/4	1	1 1/4	1 1/2	2	4	1/4
M404-UG-LC-BS*	4	UG	400 Amp 2-pole Breaker	NA	Link	6	34	47	1/2	3/4	1	1 1/4	1 1/2	2	4	1/4

### Notes


- **NEC 2020:** Products are NEC 2020 compliant.
  - **Amperage rating:** 400 Amps, 320 Amps continuous.
  - **Neutral:** Bonded neutral and ground factory-installed.
  - **Line-side connectors:** Two 1/2" studs per phase on 1-3/4" centers.
  - **Flush-mount:** Flush-mounting available on underground units. Order catalog number **FK-M404-UGLC** separately.
  - **Short circuit current withstand rating:** 22K AIC standard.
  - **Lug kit:** Mechanical lug kit available, order **K4920** (#2-500).
  - **Branch breakers:** Use Siemens, Cutler-Hammer, GE or Siemens/Murray breakers to maintain 22K rating.
- \* Includes a 30-circuit load center.

Please consult serving utility for their requirements prior to ordering or installing, as specifications and approvals vary by utility, and may require local electrical inspector approval. All installations must be installed by a licensed electrician and comply with all national and local codes, laws and regulations. Milbank reserves the right to make changes in specifications and features shown without notice or obligation. **WARNING** ⚠: This product can expose you to Chromium (hexavalent compounds) which is known to the State of California to cause cancer and/or birth defects or other reproductive harm. For more information, go to [www.P65Warnings.ca.gov](http://www.P65Warnings.ca.gov).

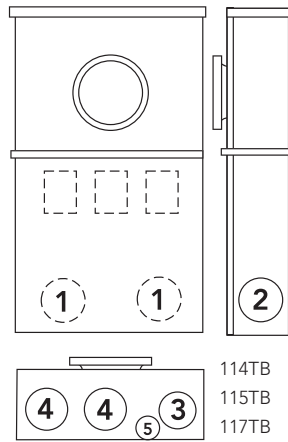


# Test Block Bypass/Safety Sockets

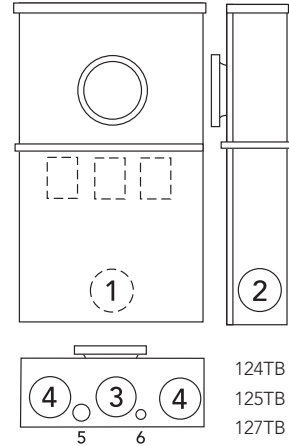
100-200 Amps | 4-7 Terminals | Ring-Type



114TB



127TB



## 100 Amps | 4-7 Terminals | Ring-Type | 600V Self-Contained | Socket Only

Catalog Number	Terminal	Service	Type of Service	Connectors CU/AL	Dimensions			Knockouts					
				Line and Load	D"	W"	H"	1	2	3	4	5	6
114TB*	4	OH/UG	1Ø3W*	#6-1/0	4 <sup>5</sup> / <sub>8</sub>	12	25	2	2	1½	2	½	—
115TB	5	OH/UG	3Ø3W	#6-1/0	4 <sup>5</sup> / <sub>8</sub>	12	25	2	2	1½	2	½	—
117TB	7	OH/UG	3Ø4W	#6-1/0	4 <sup>5</sup> / <sub>8</sub>	12	25	2	2	1½	2	½	—

## 200 Amps | 4-7 Terminals | Ring-Type | 600V Self-Contained | Socket Only

Catalog Number	Terminal	Service	Type of Service	Connectors CU/AL	Dimensions			Knockouts					
				Line and Load	D"	W"	H"	1	2	3	4	5	6
124TB*	4	OH/UG	1Ø3W*	#1/0-250	6	14	30	2½	2½	3	3	¼	½, ¼
125TB	5	OH/UG	3Ø3W	#1/0-250	6	14	30	2½	2½	3	3	¼	½, ¼
127TB	7	OH/UG	3Ø4W	#1/0-250	6	14	30	2½	2½	3	3	¼	½, ¼

### Notes

- **Hubs:** OH units use hub up to 2-1/2" (see accessories page). Units provided with closing plates.
  - **Sealing rings:** Units furnished with MR-2 snap-style sealing rings.
  - **Ring protector:** Add suffix -RP to catalog number for factory-installed ring protector (ex. 117TB becomes 117TB-RP).
- \* For 3W (208Y/120) network service, install field-mounted fifth terminal catalog number 105J. See accessories page.

**SHORT CIRCUIT CURRENT WITHSTAND RATING UP TO 200K AIC  
DEPENDING ON OVERCURRENT PROTECTION DEVICE USED**



Please consult serving utility for their requirements prior to ordering or installing, as specifications and approvals vary by utility, and may require local electrical inspector approval. All installations must be installed by a licensed electrician and comply with all national and local codes, laws and regulations. Milbank reserves the right to make changes in specifications and features shown without notice or obligation. **WARNING** ⚠: This product can expose you to Chromium (hexavalent compounds) which is known to the State of California to cause cancer and/or birth defects or other reproductive harm. For more information, go to [www.P65Warnings.ca.gov](http://www.P65Warnings.ca.gov).

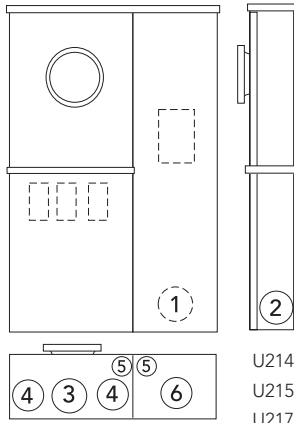
# Test Block Bypass/MTB Series

100 Amps | 4-7 Terminals | Ring-Type | 10K AIC

33




U214MTB



U214MTB  
U215MTB  
U217MTB



217MTB



214MTB  
215MTB  
217MTB

100 Amps | 4-7 Terminals | Ring-Type | 240V Self-Contained | Circuit Breaker

Catalog Number	Terminal	Service	Type of Service	Connectors CU/AL		Dimensions			Knockouts					
				Line	Load	D"	W"	H"	1	2	3	4	5	6
214MTB*	4	OH	1Ø3W*	#6-2/0	#14-1/0	4 <sup>5</sup> / <sub>8</sub>	12	34	2	2	2	1½	—	½
215MTB	5	OH	3Ø3W	#6-2/0	#14-1/0	4 <sup>5</sup> / <sub>8</sub>	12	34	2	2	2	1½	—	½
217MTB	7	OH	3Ø4W	#6-2/0	#14-1/0	4 <sup>5</sup> / <sub>8</sub>	12	34	2	2	2	1½	—	½
U214MTB*	4	OH/UG	1Ø3W*	#6-2/0	#14-1/0	4 <sup>5</sup> / <sub>8</sub>	18	25	2	2	2½	1½	¾	1½
U215MTB	5	OH/UG	3Ø3W	#6-2/0	#14-1/0	4 <sup>5</sup> / <sub>8</sub>	18	25	2	2	2½	1½	¾	1½
U217MTB	7	OH/UG	3Ø4W	#6-2/0	#14-1/0	4 <sup>5</sup> / <sub>8</sub>	18	25	2	2	2½	1½	¾	1½

## Notes

- **NEC 2020:** Products are NEC 2020 compliant.
  - **Replacement main disconnects:** For replacement main disconnect see accessories pages.
  - **Hubs:** OH units use hub up to 2-1/2" (see accessories page). Units provided with closing plates.
  - **Sealing rings:** Units furnished with **MR-2** snap-style sealing rings.
- \* For 3W (208Y/120) network service, install field-mounted fifth terminal catalog number **105J**. See accessories page.


**These UL-listed products are for use in areas requiring Electrical Utility Service Equipment Requirements Committee (EUSERC) compliance.**

Please consult serving utility for their requirements prior to ordering or installing, as specifications and approvals vary by utility, and may require local electrical inspector approval. All installations must be installed by a licensed electrician and comply with all national and local codes, laws and regulations. Milbank reserves the right to make changes in specifications and features shown without notice or obligation. **WARNING** ⚠: This product can expose you to Chromium (hexavalent compounds) which is known to the State of California to cause cancer and/or birth defects or other reproductive harm. For more information, go to [www.P65Warnings.ca.gov](http://www.P65Warnings.ca.gov).

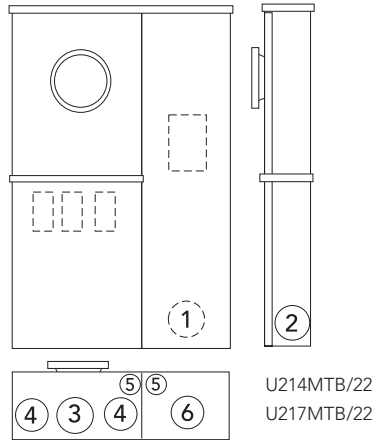


## Test Block Bypass/MTB Series

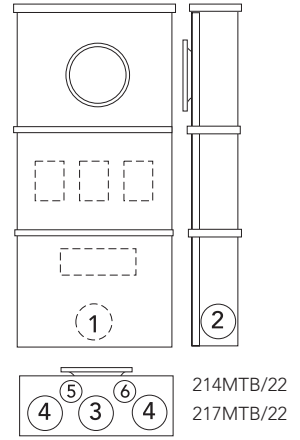
100 Amps | 4-7 Terminals | Ring-Type | 22K AIC



U214MTB/22



217MTB/22



### 100 Amps | 4-7 Terminals | Ring-Type | 240V Self-Contained | Circuit Breaker

Catalog Number	Terminal	Service	Type of Service	Connectors CU/AL		Dimensions			Knockouts					
				Line	Load	D"	W"	H"	1	2	3	4	5	6
214MTB/22*	4	OH	1Ø3W*	#6-2/0	#14-1/0	4 $\frac{5}{8}$	12	34	2	2	2	1½	—	½
217MTB/22	7	OH	3Ø4W	#6-2/0	#14-1/0	4 $\frac{5}{8}$	12	34	2	2	2	1½	—	½
U214MTB/22*	4	OH/UG	1Ø3W*	#6-2/0	#14-1/0	4 $\frac{5}{8}$	18	25	2	2	2½	1½	¾	1½
U217MTB/22	7	OH/UG	3Ø4W	#6-2/0	#14-1/0	4 $\frac{5}{8}$	18	25	2	2	2½	1½	¾	1½

### Notes

- **NEC 2020:** Products are NEC 2020 compliant.
  - **Replacement main disconnects:** For replacement main disconnect see accessories pages.
  - **Hubs:** OH units use hub up to 2-1/2" (see accessories page). Units provided with closing plates.
  - **Sealing rings:** Units furnished with **MR-2** snap-style sealing rings.
- \* For 3W (208Y/120) network service, install field-mounted fifth terminal catalog number **105J**. See accessories page.

**These UL-listed products are for use in areas requiring Electrical Utility Service Equipment Requirements Committee (EUSERC) compliance.**



Please consult serving utility for their requirements prior to ordering or installing, as specifications and approvals vary by utility, and may require local electrical inspector approval. All installations must be installed by a licensed electrician and comply with all national and local codes, laws and regulations. Milbank reserves the right to make changes in specifications and features shown without notice or obligation. **WARNING** ⚠: This product can expose you to Chromium (hexavalent compounds) which is known to the State of California to cause cancer and/or birth defects or other reproductive harm. For more information, go to [www.P65Warnings.ca.gov](http://www.P65Warnings.ca.gov).



# Test Block Bypass/MTB Series

100 Amps | 4-7 Terminals | Ring-Type | 14K AIC | 480V

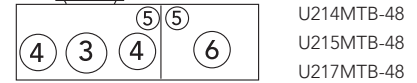
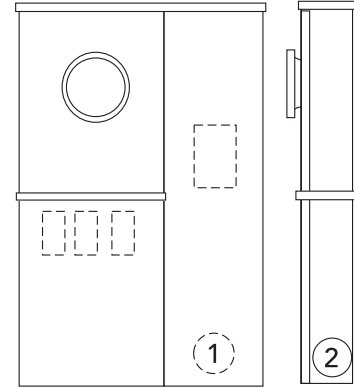
35



217MTB-48



U214MTB-48



100 Amps | 4-7 Terminals | Ring-Type | 480V Self-Contained | Circuit Breaker

Catalog Number	Terminal	Service	Type of Service	Connectors CU/AL		Dimensions			Knockouts					
				Line	Load	D"	W"	H"	1	2	3	4	5	6
214MTB-48*	4	OH	1Ø3W*	#6-2/0	#14-1/0	6	14	48	2½	2½	3	3	¼	½
215MTB-48	5	OH	3Ø3W	#6-2/0	#14-1/0	6	14	48	2½	2½	3	3	¼	½
217MTB-48	7	OH	3Ø4W	#6-2/0	#14-1/0	6	14	48	2½	2½	3	3	¼	½
U214MTB-48*	4	OH/UG	1Ø3W*	#6-2/0	#14-1/0	4⅝	18	25	2	2	2½	1½	½, ¾	1½
U217MTB-48	7	OH/UG	3Ø4W	#6-2/0	#14-1/0	4⅝	18	25	2	2	2½	1½	½, ¾	1½

## Notes

- **NEC 2020:** Products are NEC 2020 compliant.
  - **Replacement main disconnects:** For replacement main disconnect see accessories pages.
  - **Hubs:** OH units use hub up to 2-1/2" (see accessories page). Units provided with closing plates.
  - **Sealing rings:** Units furnished with **MR-2** snap-style sealing rings.
- \* For 3W (208Y/120) network service, install field-mounted fifth terminal catalog number **105J**. See accessories page.

**These UL-listed products are for use in areas requiring Electrical Utility Service Equipment Requirements Committee (EUSERC) compliance.**

Please consult serving utility for their requirements prior to ordering or installing, as specifications and approvals vary by utility, and may require local electrical inspector approval. All installations must be installed by a licensed electrician and comply with all national and local codes, laws and regulations. Milbank reserves the right to make changes in specifications and features shown without notice or obligation. **WARNING** ⚠: This product can expose you to Chromium (hexavalent compounds) which is known to the State of California to cause cancer and/or birth defects or other reproductive harm. For more information, go to [www.P65Warnings.ca.gov](http://www.P65Warnings.ca.gov).

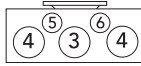



# 36 Test Block Bypass/MTB-P and MTB-P48 Series

100 Amps | 4-7 Terminals | Ring-Type | 200K AIC



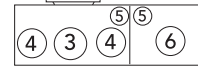

214MTB-P



214MTB-P  
215MTB-P  
217MTB-P  
214MTB-P48  
215MTB-P48  
217MTB-P48



U217MTB-P



U214MTB-P  
U215MTB-P  
U217MTB-P  
U214MTB-P48  
U215MTB-P48  
U217MTB-P48

100 Amps | 4-7 Terminals | Ring-Type | 240V Self-Contained | T-Fuse Pullout

Catalog Number	Terminal	Service	Type of Service	Connectors CU/AL		Dimensions			Knockouts					
				Line	Load	D"	W"	H"	1	2	3	4	5	6
214MTB-P*	4	OH	1Ø3W*	#1/0-250	#14-1/0	6	14	48	2½	2½	3	3	¼	½
215MTB-P	5	OH	3Ø3W	#1/0-250	#14-1/0	6	14	48	2½	2½	3	3	¼	½
217MTB-P	7	OH	3Ø4W	#1/0-250	#14-1/0	6	14	48	2½	2½	3	3	¼	½
U214MTB-P*	4	OH/UG	1Ø3W*	#6-2/0	#14-1/0	4⅝	18	25	2	2	2½	1½	½, ¾	1½
U215MTB-P	5	OH/UG	3Ø3W	#6-2/0	#14-1/0	4⅝	18	25	2	2	2½	1½	½, ¾	1½
U217MTB-P	7	OH/UG	3Ø4W	#6-2/0	#14-1/0	4⅝	18	25	2	2	2½	1½	½, ¾	1½

100 Amps | 4-7 Terminals | Ring-Type | 480V Self-Contained | T-Fuse Pullout

Catalog Number	Terminal	Service	Type of Service	Connectors CU/AL		Dimensions			Knockouts					
				Line	Load	D"	W"	H"	1	2	3	4	5	6
214MTB-P48*	4	OH	1Ø3W*	#6-2/0	#14-1/0	6	14	48	2½	2½	3	3	¼	½
215MTB-P48	5	OH	3Ø3W	#6-2/0	#14-1/0	6	14	48	2½	2½	3	3	¼	½
217MTB-P48	7	OH	3Ø4W	#6-2/0	#14-1/0	6	14	48	2½	2½	3	3	¼	½
U214MTB-P48*	4	OH/UG	1Ø3W*	#6-2/0	#14-1/0	4⅝	18	25	2	2	2½	1½	½, ¾	1½
U215MTB-P48	5	OH/UG	3Ø3W	#6-2/0	#14-1/0	4⅝	18	25	2	2	2½	1½	½, ¾	1½
U217MTB-P48	7	OH/UG	3Ø4W	#6-2/0	#14-1/0	4⅝	18	25	2	2	2½	1½	½, ¾	1½

## Notes

- **NEC 2020:** Products are NEC 2020 compliant.
  - **Replacement main disconnects:** For replacement main disconnect see accessories pages.
  - **Hubs:** OH units use hub up to 2-1/2" (see accessories page). Units provided with closing plates.
  - **Sealing rings:** Units furnished with **MR-2** snap-style sealing rings.
  - **Pull-outs:** For use with T-fuses only. Fuses are included with fused safety sockets.
- \* For 3W (208Y/120) network service, install field-mounted fifth terminal catalog number **105J**. See accessories page.

**These UL-listed products are for use in areas requiring Electrical Utility Service Equipment Requirements Committee (EUSERC) compliance.**



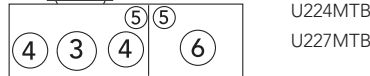

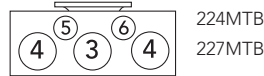

Please consult serving utility for their requirements prior to ordering or installing, as specifications and approvals vary by utility, and may require local electrical inspector approval. All installations must be installed by a licensed electrician and comply with all national and local codes, laws and regulations. Milbank reserves the right to make changes in specifications and features shown without notice or obligation. **WARNING** ⚠: This product can expose you to Chromium (hexavalent compounds) which is known to the State of California to cause cancer and/or birth defects or other reproductive harm. For more information, go to [www.P65Warnings.ca.gov](http://www.P65Warnings.ca.gov).

# Test Block Bypass/MTB Series

200 Amps | 4-7 Terminals | Ring-Type | 10K AIC



227MTB



U224MTB

## 200 Amps | 4-7 Terminals | Ring-Type | Circuit Breaker

Catalog Number	Terminals	Volts	Service	Type of Service	Connectors CU/AL		Dimensions			Knockouts					
					Line	Load	D"	W"	H"	1	2	3	4	5	6
224MTB*	4	240	OH	1Ø3W*	#6-250	#2/0-250	6	14	48	2½	2½	3	3	½	¼
227MTB	7	120/208	OH	3Ø4W	#6-250	#2/0-250	6	14	48	2½	2½	3	3	½	¼
U224MTB*	4	240	OH/UG	1Ø3W*	#6-250	#2/0-250	6	22¾	30	2½	2½	2½	1½	½¾	1½
U227MTB	7	120/208	OH/UG	3Ø4W	#6-250	#2/0-250	6	22¾	30	2½	2½	2½	1½	½¾	1½

### Notes

- **NEC 2020:** Products are NEC 2020 compliant.
  - **Replacement main disconnects:** For replacement main disconnect see accessories pages.
  - **Hubs:** OH units use hub up to 2-1/2" (see accessories page). Units provided with closing plates.
  - **Sealing rings:** Units furnished with **MR-2** snap-style sealing rings.
- \* For 3W (208Y/120) network service, install field-mounted fifth terminal catalog number **105J**. See accessories page.

**These UL-listed products are for use in areas requiring Electrical Utility Service Equipment Requirements Committee (EUSERC) compliance.**

Please consult serving utility for their requirements prior to ordering or installing, as specifications and approvals vary by utility, and may require local electrical inspector approval. All installations must be installed by a licensed electrician and comply with all national and local codes, laws and regulations. Milbank reserves the right to make changes in specifications and features shown without notice or obligation. **WARNING** ⚠: This product can expose you to Chromium (hexavalent compounds) which is known to the State of California to cause cancer and/or birth defects or other reproductive harm. For more information, go to [www.P65Warnings.ca.gov](http://www.P65Warnings.ca.gov).


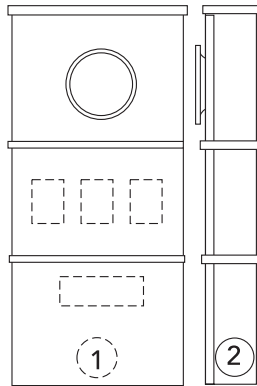


# Test Block Bypass/MTB Series

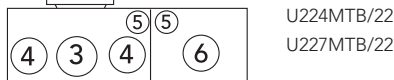

200 Amps | 4-7 Terminals | Ring-Type | 22K AIC



227MTB/22



224MTB/22  
227MTB/22



U224MTB/22  
U227MTB/22



U224MTB/22

200 Amps | 4-7 Terminals | Ring-Type | 240V Self-Contained | Circuit Breaker

Catalog Number	Terminal	Service	Type of Service	Connectors CU/AL		Dimensions			Knockouts					
				Line	Load	D"	W"	H"	1	2	3	4	5	6
224MTB/22*	4	OH	1Ø3W*	#6-250	#2/0-250	6	14	48	2½	2½	3	3	½	¼
227MTB/22	7	OH	3Ø4W	#6-250	#2/0-250	6	14	48	2½	2½	3	3	½	¼
U224MTB/22*	4	OH/UG	1Ø3W*	#6-250	#2/0-250	6	22¾	30	2½	2½	2½	1½	½, ¾	1½
U227MTB/22	7	OH/UG	3Ø4W	#6-250	#2/0-250	6	22¾	30	2½	2½	2½	1½	½, ¾	1½

### Notes

- **NEC 2020:** Products are NEC 2020 compliant.
  - **Replacement main disconnects:** For replacement main disconnect see accessories pages.
  - **Hubs:** OH units use hub up to 2-1/2" (see accessories page). Units provided with closing plates.
  - **Sealing rings:** Units furnished with **MR-2** snap-style sealing rings.
- \* For 3W (208Y/120) network service, install field-mounted fifth terminal catalog number **105J**. See accessories page.



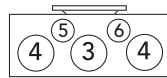

Please consult serving utility for their requirements prior to ordering or installing, as specifications and approvals vary by utility, and may require local electrical inspector approval. All installations must be installed by a licensed electrician and comply with all national and local codes, laws and regulations. Milbank reserves the right to make changes in specifications and features shown without notice or obligation. **WARNING** ⚠: This product can expose you to Chromium (hexavalent compounds) which is known to the State of California to cause cancer and/or birth defects or other reproductive harm. For more information, go to [www.P65Warnings.ca.gov](http://www.P65Warnings.ca.gov).

# Test Block Bypass/MTB Series

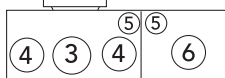

200 Amps | 4-7 Terminals | Ring-Type | 35K AIC | 480V




227MTB-48



224MTB-48  
227MTB-48



U224MTB-48  
U227MTB-48



U224MTB-48

200 Amps | 4-7 Terminals | Ring-Type | 480V Self-Contained | Circuit Breaker

Catalog Number	Terminal	Service	Type of Service	Connectors CU/AL		Dimensions			Knockouts					
				Line	Load	D"	W"	H"	1	2	3	4	5	6
224MTB-48*	4	OH	1Ø3W*	#6-250	#2/0-250	6	22¾	30	2½	2½	3	2½	½	¼
U224MTB-48	4	OH/UG	1Ø3W*	#6-250	#2/0-250	6	22¾	30	2½	2½	3	2½	½	¼
227MTB-48	7	OH	3Ø4W	#6-250	#2/0-250	6	14	48	2½	2½	3	3	½	¼
U227MTB-48	7	OH/UG	3Ø4W	#6-250	#2/0-250	6	22¾	30	2½	2½	2½	1½	½¾	1½

## Notes

- **NEC 2020:** Products are NEC 2020 compliant
  - **Replacement main disconnects:** For replacement main disconnect see accessories pages.
  - **Hubs:** OH units use hub up to 2-1/2" (see accessories page). Units provided with closing plates.
  - **Sealing rings:** Units furnished with **MR-2** snap-style sealing rings.
- \* For 3W (208Y/120) network service, install field-mounted fifth terminal catalog number **105J**. See accessories page.

Please consult serving utility for their requirements prior to ordering or installing, as specifications and approvals vary by utility, and may require local electrical inspector approval. All installations must be installed by a licensed electrician and comply with all national and local codes, laws and regulations. Milbank reserves the right to make changes in specifications and features shown without notice or obligation. **WARNING** ⚠: This product can expose you to Chromium (hexavalent compounds) which is known to the State of California to cause cancer and/or birth defects or other reproductive harm. For more information, go to [www.P65Warnings.ca.gov](http://www.P65Warnings.ca.gov).

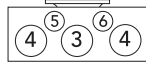



# 40 Test Block Bypass/MTB-P and MTB-P48

200 Amps | Ring-Type | 200K AIC



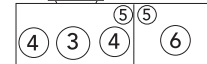

224MTB-P



224MTB-P  
225MTB-P  
227MTB-P  
224MTB-P48  
225MTB-P48  
227MTB-P48



U227MTB-P



U224MTB-P  
U227MTB-P  
U224MTB-P48  
U227MTB-P48

## 200 Amps | 4-7 Terminals | Ring-Type | 240V Self-Contained | T-Fuse Pullout

Catalog Number	Terminal	Service	Type of Service	Connectors CU/AL		Dimensions			Knockouts					
				Line	Load	D"	W"	H"	1	2	3	4	5	6
224MTB-P*	4	OH	1Ø3W*	#6-250	#1/0-250	6	14	48	2½	2½	3	3	¼	½
225MTB-P	5	OH	3Ø3W	#6-250	#1/0-250	6	14	48	2½	2½	3	3	¼	½
227MTB-P	7	OH	3Ø4W	#6-250	#1/0-250	6	14	48	2½	2½	3	3	¼	½
U224MTB-P*	4	OH/UG	1Ø3W*	#6-250	#1/0-250	6	22¾	30	2½	2½	3	2½	½,¾	2½
U227MTB-P	7	OH/UG	3Ø4W	#6-250	#1/0-250	6	22¾	30	2½	2½	3	2½	½,¾	2½

## 200 Amps | 4-7 Terminals | Ring-Type | 480V Self-Contained | T-Fuse Pullout

Catalog Number	Terminal	Service	Type of Service	Connectors CU/AL		Dimensions			Knockouts					
				Line	Load	D"	W"	H"	1	2	3	4	5	6
224MTB-P48*	4	OH	1Ø3W*	#6-250	#1/0-250	6	14	48	2½	2½	3	3	¼	½
225MTB-P48	5	OH	3Ø3W	#6-250	#1/0-250	6	14	48	2½	2½	3	3	¼	½
227MTB-P48	7	OH	3Ø4W	#6-250	#1/0-250	6	14	48	2½	2½	3	3	¼	½
U224MTB-P48*	4	OH/UG	1Ø3W*	#6-250	#1/0-250	6	22¾	30	2½	2½	3	2½	½,¾	2½
U227MTB-P48	7	OH/UG	3Ø4W	#6-250	#1/0-250	6	22¾	30	2½	2½	3	2½	½,¾	2½

### Notes


- **NEC 2020:** Products are NEC 2020 compliant.
  - **Replacement main disconnects:** For replacement main disconnect see accessories pages.
  - **Hubs:** OH units use hub up to 2-1/2" (see accessories page). Units provided with closing plates.
  - **Sealing rings:** Units furnished with **MR-2** snap-style sealing rings.
  - **Pull-outs:** For use with T-fuses only. Fuses are included with fused safety sockets.
- \* For 3W (208Y/120) network service, install field-mounted fifth terminal catalog number **105J**. See accessories page.



Please consult serving utility for their requirements prior to ordering or installing, as specifications and approvals vary by utility, and may require local electrical inspector approval. All installations must be installed by a licensed electrician and comply with all national and local codes, laws and regulations. Milbank reserves the right to make changes in specifications and features shown without notice or obligation. **WARNING** ⚠: This product can expose you to Chromium (hexavalent compounds) which is known to the State of California to cause cancer and/or birth defects or other reproductive harm. For more information, go to [www.P65Warnings.ca.gov](http://www.P65Warnings.ca.gov).

# Test Block Bypass/MTBL

All-In-One Series | 100-200 Amps | 10K and 200K AIC



U227MTBL

100-200 Amps | 240V Meter Main | Circuit Breaker/T-Fuse Pullout

Catalog Number	Rating	No. Internal Circuits	Main Circuit Breaker Or Fuse Pullout	Dimensions			Bottom Knockouts	Back Knockouts
				D"	W"	H"		
U214MTBL*	100A, 120/240V 1Ø3W	12/24	100A, 2P, 10K Milbank Q2100	4 <sup>5</sup> / <sub>8</sub>	25	24 <sup>3</sup> / <sub>4</sub>	<b>Utility Section</b> (1) 1/2" (3) 1 1/4", 1 1/2", 2", 2 1/2"	<b>Customer Section</b> (7) 1/2" (4) 1/2", 3/4" (1) 3/4", 1", 1 1/4", 1 1/2"
U214MTBPL*	100A, 120/240V 1Ø3W	12/24	100A, 2P, 200K Boltswitch PT223	4 <sup>5</sup> / <sub>8</sub>	25	24 <sup>3</sup> / <sub>4</sub>		
U217MTBL	100A, 240Δ/120; 208Y/120V 3Ø4W	18/36	100A, 3P, 10K Siemens BQ3100	4 <sup>5</sup> / <sub>8</sub>	25	24 <sup>3</sup> / <sub>4</sub>	<b>Customer Section</b> (3) 1/2", 3/4" (1) 1/2", 3/4", 1", 1 1/4" (2) 3/4", 1", 1 1/4", 1 1/2"	
U217MTBPL	100A, 240Δ/120; 208Y/120V 3Ø4W	18/36	100A, 3P, 200K Boltswitch PT323	4 <sup>5</sup> / <sub>8</sub>	25	24 <sup>3</sup> / <sub>4</sub>		
U224MTBL*	200A, 120/240V 1Ø3W	20/40	100A, 2P, 10K Milbank UQFP-200	6	27	30	<b>Utility Section</b> (1) 1/2", 3/4" (2) 1 1/4", 1 1/2", 2", 2 1/2" (1) 2 1/2", 3"	<b>Customer Section</b> (6) 1/2" (4) 1/2", 3/4" (1) 3/4", 1", 1 1/4", 1 1/2"
U224MTBPL*	200A, 120/240V 1Ø3W	20/40	100A, 2P, 200K Boltswitch PT224	6	27	30		
U227MTBL	200A, 240Δ/120; 208Y/120V 3Ø4W	24/42	100A, 3P, 10K Siemens QJ23B200	6	27	30	<b>Customer Section</b> (11) 1/2" (2) 1/2", 3/4" (1) 1/2", 3/4", 1", 1 1/4" (2) 3/4", 1", 1 1/4", 1 1/2"	
U227MTBPL	200A, 240Δ/120; 208Y/120V 3Ø4W	24/42	100A, 3P, 200K Boltswitch PT324	6	27	30		

## Notes


- **NEC 2020:** Products are NEC 2020 compliant.
- **Line:** Underground or overhead service. Line Lug: 100A, 14-1/0 and 200A 1/0-250.
- **Load:** Exit below load center only.
- **Branch breakers:** Single phase units—approved for Siemens/ITE Type Q, Challenger, Cutler-Hammer/Westinghouse, General Electric, Murray. Three phase units—approved for Siemens/ITE Type Q.
- **Hubs:** OH units use hub up to 2-1/2" (see accessories page). Units provided with closing plate.
- **Pull-outs:** For use with T-fuses only. Fuses are included with fused safety sockets.
- \* For 208Y/120 applications, order field kit **105J** separately and install.

Please consult serving utility for their requirements prior to ordering or installing, as specifications and approvals vary by utility, and may require local electrical inspector approval. All installations must be installed by a licensed electrician and comply with all national and local codes, laws and regulations. Milbank reserves the right to make changes in specifications and features shown without notice or obligation. **WARNING** ⚠: This product can expose you to Chromium (hexavalent compounds) which is known to the State of California to cause cancer and/or birth defects or other reproductive harm. For more information, go to [www.P65Warnings.ca.gov](http://www.P65Warnings.ca.gov).



# Test Block Bypass/MTBL

All-In-One Series | 100-200 Amps | 22K AIC



U227MTBL

100-200 Amps | 240V Meter Main | Circuit Breaker/T-Fuse Pullout

Catalog Number	Rating	No. Internal Circuits	Main Circuit Breaker Or Fuse Pullout	Dimensions			Bottom Knockouts	Back Knockouts
				D"	W"	H"		
U214MTBL/22*	100A, 120/240V 1Ø3W	12/24	100A, 2P, 200K Boltswitch PT223	4 <sup>5</sup> / <sub>8</sub>	25	24 <sup>3</sup> / <sub>4</sub>	<b>Utility Section</b> (1) 1/2" (3) 1 1/4", 1 1/2", 2", 2 1/2"  <b>Customer Section</b> (7) 1/2" (4) 1/2", 3/4" (1) 3/4", 1", 1 1/4", 1 1/2"	
U217MTBL/22	100A, 240Δ/120; 208Y/120V 3Ø4W	18/36	100A, 3P, 200K Boltswitch PT323	4 <sup>5</sup> / <sub>8</sub>	25	24 <sup>3</sup> / <sub>4</sub>	<b>Customer Section</b> (3) 1/2", 3/4" (1) 1/2", 3/4", 1", 1 1/4" (2) 3/4", 1", 1 1/4", 1 1/2"	
U224MTBL/22*	200A, 120/240V 1Ø3W	20/40	200A, 2P, 200K Boltswitch PT224	6	27	30	<b>Utility Section</b> (1) 1/2", 3/4" (2) 1 1/4", 1 1/2", 2", 2 1/2" (1) 2 1/2", 3"  <b>Customer Section</b> (6) 1/2" (4) 1/2", 3/4" (1) 3/4", 1", 1 1/4", 1 1/2"	
U227MTBL/22	200A, 240Δ/120; 208Y/120V 3Ø4W	24/42	200A, 3P, 200K Boltswitch PT324	6	27	30	<b>Customer Section</b> (11) 1/2" (2) 1/2", 3/4" (1) 1/2", 3/4", 1", 1 1/4" (2) 3/4", 1", 1 1/4", 1 1/2"	

## Notes

- **NEC 2020:** Products are NEC 2020 compliant.
- **Line:** Underground or overhead service. Line Lug: 100A, 14-1/0 and 200A 1/0-250.
- **Load:** Exit below load center only.
- **Branch breakers:** Single phase units—approved for Siemens/ITE Type Q, Challenger, Cutler-Hammer/Westinghouse, General Electric, Murray. Three phase units—approved for Siemens/ITE Type Q.
- **Hubs:** OH units use hub up to 2-1/2" (see accessories page). Units provided with closing plate.
- **Pull-outs:** For use with T-fuses only. Fuses are included with fused safety sockets.

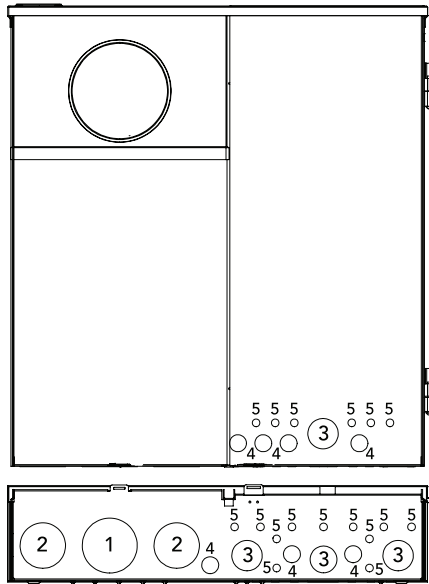
\* For 208Y/120 applications, order field kit **105J** separately and install.



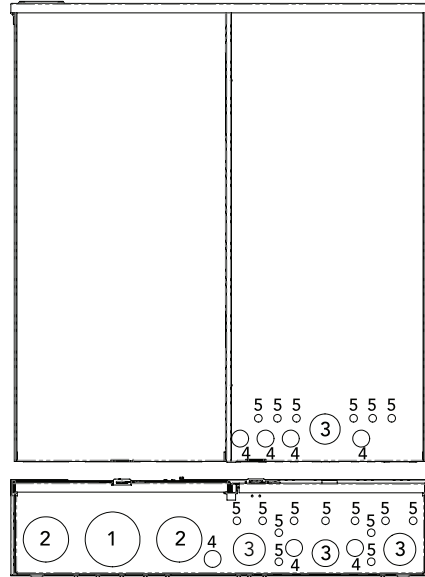
Please consult serving utility for their requirements prior to ordering or installing, as specifications and approvals vary by utility, and may require local electrical inspector approval. All installations must be installed by a licensed electrician and comply with all national and local codes, laws and regulations. Milbank reserves the right to make changes in specifications and features shown without notice or obligation. **WARNING** ⚠: This product can expose you to Chromium (hexavalent compounds) which is known to the State of California to cause cancer and/or birth defects or other reproductive harm. For more information, go to [www.P65Warnings.ca.gov](http://www.P65Warnings.ca.gov).

# Test Block Bypass/MTBL

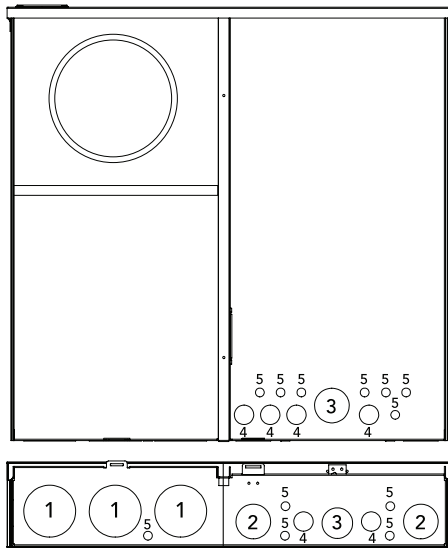
## Knockout Information



U227MTBL



U227MTBPL



U214MTBL  
U217MTBL

Catalog Number	Knockouts				
	1	2	3	4	5
U214MTBL	2½	1½	1¼	¾	½
U217MTBL	2½	1½	1¼	¾	½
U227MTBL	3	2½	1½	¾	½
U227MTBPL	3	2½	1½	1¼	¾

Please consult serving utility for their requirements prior to ordering or installing, as specifications and approvals vary by utility, and may require local electrical inspector approval. All installations must be installed by a licensed electrician and comply with all national and local codes, laws and regulations. Milbank reserves the right to make changes in specifications and features shown without notice or obligation. **WARNING** ⚠: This product can expose you to Chromium (hexavalent compounds) which is known to the State of California to cause cancer and/or birth defects or other reproductive harm. For more information, go to [www.P65Warnings.ca.gov](http://www.P65Warnings.ca.gov).



### Replacement Circuit Breakers

Catalog Number	Circuit Breaker
214MTB	BQ2B100L
214MTB-48	ED42B100
214MTB/22	BQ2B100HL
U214MTB	BQ2B100L
U214MTB-48	ED42B100
U214MTB/22	BQ2B100HL
U214MTBL	Q2100
215MTB	BQ3B100L
215MTB-48	ED43B100L
U215MTB	BQ3B100L
U215MTB-48	ED43B100L
217MTB	BQ3B100L
217MTB48	ED43B100L
217MTB/22	BQ3B100HL
U217MTB	BQ3B100L
U217MTB-48	ED43B100L
U217MTB/22	BQ3B100HL
U217MTBL	BQ3B100L
224MTB	UQFB-200
224MTB/22	UQFBH-200
U224MTB	UQFB-200
U224MTB-48	FXD62B200
U224MTB/22	UQFBH-200
U224MTBL	UQFB-200
U225MTB	UQFB-3200

Catalog Number	Circuit Breaker
227MTB	UQFB-3200
227MTB-125	UQFB-3125
227MTB-150	UQFB-3150
227MTB-175	UQFB-3175
227MTB-48	FXD63B200L
227MTB/22	QRH23B200
U227MTB	UQFB-3200
U227MTB-125	UQFB-3125
U227MTB-150	UQFB-3150
U227MTB-175	UQFB-3175
U227MTB-48	FXD63B200L
U227MTB/22	QJH23B200L
U227MTBL	QJ23B200

### Lug Kits for Circuit Breakers

Siemens Circuit Breaker	Number of Lug Collars Required
ED42B100	(2) LN13100
ED43B100	(3) LN1E100
FXD62B200	(4) TA1FD350
FXD63B200	(6) TA1FD350
QJ22B200H	(2) TA1Q300
QJ23B200	(1) TA1Q300
QRH23B200	(1) TA1Q300

### Note

When replacing Siemens Circuit Breaker (FXD,ED,QJ) in safety sockets, lug collars must be ordered from Siemens separately.



Please consult serving utility for their requirements prior to ordering or installing, as specifications and approvals vary by utility, and may require local electrical inspector approval. All installations must be installed by a licensed electrician and comply with all national and local codes, laws and regulations. Milbank reserves the right to make changes in specifications and features shown without notice or obligation. **WARNING** ⚠️: This product can expose you to Chromium (hexavalent compounds) which is known to the State of California to cause cancer and/or birth defects or other reproductive harm. For more information, go to [www.P65Warnings.ca.gov](http://www.P65Warnings.ca.gov).

# Safety Socket Replacement

## T-Fuse Pullouts

### Replacement T-Fuse Pullouts

Catalog Number	Circuit Breaker	Mfg.	Part Number
214MTB-P	PT223	Boltswitch	707674-MO
214MTB-P48	PT263	Boltswitch	708564-MO
U214MTB-P	PT223	Boltswitch	707674-MO
U214MTB-P48	PT263	Boltswitch	708564-MO
U214MTBPL	PT223	Boltswitch	707674-MO
215MTB-P	PT323	Boltswitch	708565-MO
215MTB-P48	PT363	Boltswitch	708566-MO
U215MTB-P	PT323	Boltswitch	708565-MO
U215MTB-P48	PT363	Boltswitch	708566-MO
217MTB-P	PT323	Boltswitch	708565-MO
217MTB-P48	PT363	Boltswitch	708566-MO
U217MTB-P	PT323	Boltswitch	708565-MO
U217MTB-P48	PT363	Boltswitch	708566-MO
U217MTBPL	PT323	Boltswitch	708565-MO
224MTB-P	PT224	Boltswitch	707684-MO
224MTB-P48	PT264	Boltswitch	708567-MO
U224MTB-P	PT224	Boltswitch	707684-MO
U224MTB-P48	PT264	Boltswitch	708567-MO
U224MTBPL	PT224	Boltswitch	707684-MO
225MTB-P48	PT364	Boltswitch	708569-MO
U225MTBPL	PT324	Boltswitch	708568-MO
227MTB-P	PT323	Boltswitch	708568-MO
227MTB-P48	PT364	Boltswitch	708569-MO
U227MTB-P	PT324	Boltswitch	708568-MO
U227MTB-P48	PT364	Boltswitch	708569-MO
U227MTBPL	PT324	Boltswitch	708568-MO

### Lug Kits for T-Fuse Pullouts


Part Number	Number of Lug Collars Required
707682-AC	(2) TK100P
708570-AC	(2) TK200P
707682-AC	(2) TK100P
708570-AC	(2) TK200P
707682-AC	(3) TK100P
708570-AC	(3) TK200P
707682-AC	(3) TK100P
708570-AC	(3) TK200P

#### Note


T-Fuse pullouts provided with load side lugs. Order line-side lugs separately from above chart.

Please consult serving utility for their requirements prior to ordering or installing, as specifications and approvals vary by utility, and may require local electrical inspector approval. All installations must be installed by a licensed electrician and comply with all national and local codes, laws and regulations. Milbank reserves the right to make changes in specifications and features shown without notice or obligation. **WARNING** ⚠️: This product can expose you to Chromium (hexavalent compounds) which is known to the State of California to cause cancer and/or birth defects or other reproductive harm. For more information, go to [www.P65Warnings.ca.gov](http://www.P65Warnings.ca.gov).





MS-27-TB




TB200-47

### Tenant Meter Sockets

Catalog Number	Amps	Voltage/System
MS-24-TB	200	600V/1Ø3W
MS-25-TB	200	600V/3Ø3W
MS-27-TB	200	600V/3Ø4W

### Replacement Test Blocks

Catalog Number	Amps	Phase
TB100-47	100	Phase A, B and C
TB100-5 Center Block Only	100	Phase B – 3Ø3W
TB200-47	200	Phase A, B and C
TB200-5 Center Block Only	200	Phase B – 3Ø3W
TB200-LL	200	Lug – Lug



PT324

### 240 Volt Main Disconnects Pullout Switch (Uses Type "T" Fuse)

Catalog Number	Amps	Rating
PT223	100	2-pole – 240 Volt
PT224	200	2-pole – 240 Volt
PT323	100	3-pole – 240 Volt
PT324	200	3-pole – 240 Volt

### 480 Volt Main Disconnects Pullout Switch (Uses Type "T" Fuse)

Catalog Number	Amps	Rating
PT263	100	2-pole – 480 Volt
PT264	200	2-pole – 480 Volt
PT363	100	3-pole – 480 Volt
PT364	200	3-pole – 480 Volt

*These UL-listed products are for use in areas requiring Electrical Utility Service Equipment Requirements Committee (EUSERC) compliance.*

Please consult serving utility for their requirements prior to ordering or installing, as specifications and approvals vary by utility, and may require local electrical inspector approval. All installations must be installed by a licensed electrician and comply with all national and local codes, laws and regulations. Milbank reserves the right to make changes in specifications and features shown without notice or obligation. **WARNING** ⚠: This product can expose you to Chromium (hexavalent compounds) which is known to the State of California to cause cancer and/or birth defects or other reproductive harm. For more information, go to [www.P65Warnings.ca.gov](http://www.P65Warnings.ca.gov).



# Underground Termination Boxes

600V

47



PB-012



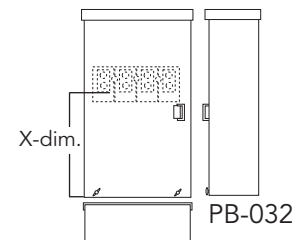
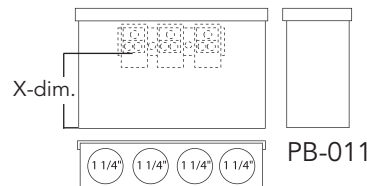
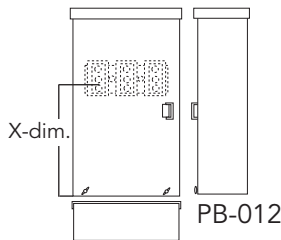
PB-038



PB-011



PB-032



## Underground Termination Boxes | 600V

Catalog Number	Amps	Type of Service	Connectors CU/AL		Dimensions				Short Circuit Current Withstand Rating
			Line	Load	D"	W"	H"	X"	
PB-011*	100	1Ø3W	#14-1/0	#14-1/0	4	12	8½	3¾	10K Amps
PB-012	200	1Ø3W	#6-250	#6-250	6	12	26	14¼	10K Amps
PB-014** PB-014-NK	400	1Ø3W	½"x13 Studs	#4-600 Twin 1/0-250	6	16	36	22	50K Amps
PB-018** PB-018-NK	800	1Ø3W	½"x13 Studs**	#4-600 Twin 1/0-250	11	24	48	26	50K Amps
PB-032	200	3Ø4W	#6-250	#6-250	6	16	26	14⅞	10K Amps
PB-034** PB-034-NK	400	3Ø4W	½"x13 Studs**	#4-600 Twin 1/0-250	6	16	36	22	50K Amps
PB-038** PB-038-NK	800	3Ø4W	½"x13 Studs**	#4-600 Twin 1/0-250	11	24	48	26	50K Amps

### Notes

- **Connectors and bussing:** Extruded aluminum connectors and bus bars are tin-plated.
- For no knockouts, add suffix -NK to the above catalog numbers.
- \* No lift handles provided on the **PB-011**.
- \*\* Two studs per lug position provided for 400 Amps units. Four studs per lug position provided for 800 Amps units.

Please consult serving utility for their requirements prior to ordering or installing, as specifications and approvals vary by utility, and may require local electrical inspector approval. All installations must be installed by a licensed electrician and comply with all national and local codes, laws and regulations. Milbank reserves the right to make changes in specifications and features shown without notice or obligation. **WARNING** ⚠: This product can expose you to Chromium (hexavalent compounds) which is known to the State of California to cause cancer and/or birth defects or other reproductive harm. For more information, go to [www.P65Warnings.ca.gov](http://www.P65Warnings.ca.gov).





PB-034



PB-018



PB-014

### Underground Termination Boxes | 600V

Catalog Number	Amps	Type of Service	Connectors CU/AL		Dimensions				Short Circuit Current Withstand Rating
			Line	Load	D"	W"	H"	X"	
PB-014* PB-014-NK	400	1Ø3W	½"x13 Studs	#4-600 Twin 1/0-250	6	16	36	22	50K Amps
PB-034* PB-034-NK	400	3Ø4W	½"x13 Studs*	#4-600 Twin 1/0-250	6	16	36	22	50K Amps
PB-016*	600	1Ø3W	½"x13 Studs*	#4-600 Twin 1/0-250	11	24	48	26	50K Amps
PB-018* PB-018-NK	800	1Ø3W	½"x13 Studs*	#4-600 Twin 1/0-250	11	24	48	26	50K Amps

### Notes


- **Connectors and bussing:** Extruded aluminum connectors and bus bars are tin-plated.
- For no knockouts, add suffix -NK to the above catalog numbers.
- \* Two studs per lug position provided for 400 Amps units. Four studs per lug position provided for 800 Amp units.



Please consult serving utility for their requirements prior to ordering or installing, as specifications and approvals vary by utility, and may require local electrical inspector approval. All installations must be installed by a licensed electrician and comply with all national and local codes, laws and regulations. Milbank reserves the right to make changes in specifications and features shown without notice or obligation. **WARNING** ⚠: This product can expose you to Chromium (hexavalent compounds) which is known to the State of California to cause cancer and/or birth defects or other reproductive harm. For more information, go to [www.P65Warnings.ca.gov](http://www.P65Warnings.ca.gov).

# Bussed Gutters

NEMA 3R | 3Ø4W | 600V



FOR COMMERCIAL SAFETY SOCKET APPLICATIONS

## Bussed Gutters | NEMA 3R | 1Ø3W | 600V

Catalog Number	Meter Position	Amps	Dimensions			Length of Bus	Line Lugs Per Each Bus	Load Lugs Per Bus
			D"	W"	H"			
BC214	2	400	6	28 $\frac{5}{8}$	15 $\frac{1}{2}$	20" Bar	(1) 600	(2) 6-250
BC318	3	800	6	43	15 $\frac{1}{2}$	(2) 20" Bars	(2) 600	(3) 6-250
BC418	4	800	6	57 $\frac{1}{4}$	15 $\frac{1}{2}$	(2) 20" Bars	(2) 600	(4) 6-250
BC518	5	800	6	71 $\frac{5}{8}$	15 $\frac{1}{2}$	(2) 20" Bars	(2) 600	(5) 6-250
BC618	6	800	6	85 $\frac{5}{8}$	15 $\frac{1}{2}$	(2) 20" Bars	(2) 600	(6) 6-250

## Bussed Gutters | NEMA 3R | 3Ø4W | 600V

Catalog Number	Meter Position	Amps	Dimensions			Length of Bus	Line Lugs Per Each Bus	Load Lugs Per Bus
			D"	W"	H"			
BC234	2	400	6	28 $\frac{5}{8}$	15 $\frac{1}{2}$	20" Bar	(1) 600	(2) 6-250
BC338	3	800	6	43	15 $\frac{1}{2}$	(2) 20" Bars	(2) 600	(3) 6-250
BC438	4	800	6	57 $\frac{1}{4}$	15 $\frac{1}{2}$	(2) 20" Bars	(2) 600	(4) 6-250
BC538	5	800	6	71 $\frac{5}{8}$	15 $\frac{1}{2}$	(2) 20" Bars	(2) 600	(5) 6-250
BC638	6	800	6	85 $\frac{5}{8}$	15 $\frac{1}{2}$	(2) 20" Bars	(2) 600	(6) 6-250

### Notes

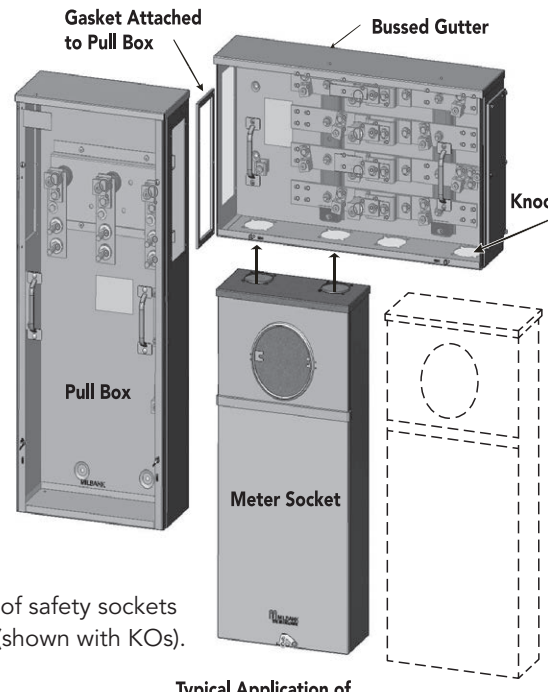

- **Short circuit current withstanding rating:** Standard bracing is 42K AIC.
- **Connectors and bussing:** Extruded aluminum connectors and bus bars are tin-plated.
- **Cover:** Lift handles provided along with a cover sealing provision. A removable, sealable cover is provided at both ends for pull box assembly.
- **Hardware:** Meter socket mounting hardware included.
- Suitable for use on line-side of service equipment.

Please consult serving utility for their requirements prior to ordering or installing, as specifications and approvals vary by utility, and may require local electrical inspector approval. All installations must be installed by a licensed electrician and comply with all national and local codes, laws and regulations. Milbank reserves the right to make changes in specifications and features shown without notice or obligation. **WARNING** ⚠: This product can expose you to Chromium (hexavalent compounds) which is known to the State of California to cause cancer and/or birth defects or other reproductive harm. For more information, go to [www.P65Warnings.ca.gov](http://www.P65Warnings.ca.gov).



# Bussed Gutters

NEMA 3R | 3Ø4W | 600V



## Features

- Enclosure without knockouts.
- Tin-plated aluminum bus bars.
- Furnished with line lugs only.
- Bus is drilled and tapped for easy installation of load lugs.

Typical application of safety sockets with multi-metering (shown with KOs).

Typical Application of

## Bussed Gutters | NEMA 3R | 1Ø4W | 600V

Catalog Number	Meter Position	Amp	Dimensions			Length of Bus	Line Lugs Per Each Bus
			D"	W"	H"		
U3412-O	2	400	6	24	24	17" Bar	(1) 600
U3413-O	3	600	6	36	24	24" Bars	(2) 600
U3414-O	4	800	6	48	24	32" Bars	(3) 600
U3415-O	5	800	6	60	24	40" Bars	(3) 600
U3416-O	6	800	6	72	24	56" Bars	(3) 600

## Bussed Gutters | NEMA 3R | 3Ø4W | 600V

Catalog Number	Meter Position	Amp	Dimensions			Length of Bus	Line Lugs Per Each Bus
			D"	W"	H"		
U3462-O	2	400	6	24	24	17" Bar	(1) 600
U3463-O	3	600	6	36	24	24" Bars	(2) 600
U3464-O	4	800	6	48	24	32" Bars	(3) 600
U3465-O	5	800	6	60	24	40" Bars	(3) 600
U3466-O	6	800	6	72	24	56" Bars	(3) 600

## Notes

- **Short circuit current withstanding rating:** The 400 and 600 Amps units have a withstand rating of 50K Amps, and the 800 Amps units have a rating of 65K Amps.
- Suitable for use on line-side of service equipment.

Please consult serving utility for their requirements prior to ordering or installing, as specifications and approvals vary by utility, and may require local electrical inspector approval. All installations must be installed by a licensed electrician and comply with all national and local codes, laws and regulations. Milbank reserves the right to make changes in specifications and features shown without notice or obligation. **WARNING** ⚠: This product can expose you to Chromium (hexavalent compounds) which is known to the State of California to cause cancer and/or birth defects or other reproductive harm. For more information, go to [www.P65Warnings.ca.gov](http://www.P65Warnings.ca.gov).


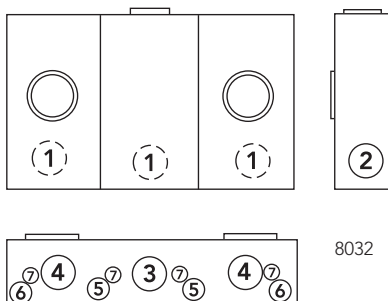


# Multi-Position Sockets

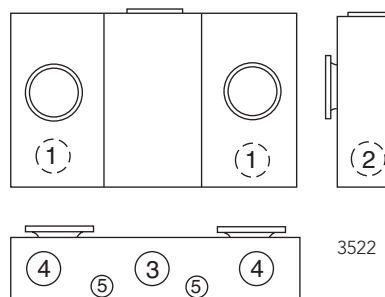
100-125 Amps | 4 Terminals | Ringless | 300V



U8032-XL



U3522-XL-K1



## 100 Amps per Position | 4 Terminals | Multi-Position | Horizontal Gangs | Ringless

Catalog Number	Positions	Service	Hub	Connectors CU/AL		Dimensions			Knockouts						
				Line	Load	D"	W"	H"	1	2	3	4	5	6	7
U8032-XL	2	OH/UG	C.P.	#2-350	#6-2/0	4½	24½	16	2	2	2½	2	½	½	⅝
U8033-XL	3	OH/UG	C.P.	#2-350	#6-2/0	4½	32¾	16	2	2	2½	(3) 2	½	½	⅝
U8034-XL	4	OH/UG	C.P.	#2-350	#6-2/0	4½	40⅞	16	2	2	2½	(4) 2	½	½	⅝
U8035-XL	5	OH/UG	C.P.	#2-350	#6-2/0	4½	49⅙	16	2	2	2½	(5) 2	½	½	⅝
U8036-XL	6	OH/UG	C.P.	#2-350	#6-2/0	4½	57¼	16	2	2	2½	(6) 2	½	½	⅝

## 125 Amps per Position | 4 Terminals | Multi-Position | Horizontal Gangs | Ring-Type

Catalog Number	Positions	Service	Hub	Connectors CU/AL		Dimensions			Knockouts					
				Line	Load	D"	W"	H"	1	2	3	4	5	6
U3522-XL-K1	2	OH/UG	C.P.	#2-350	#6-2/0	4½	24½	14	1½	1½	2½	2½	¼, ½	½
U3523-XL-K1	3	OH/UG	C.P.	#2-350	#6-2/0	4½	32¾	14	1½	1½	2½	(3) 2½	¼, ½	½
U3524-XL-K2	4	OH/UG	C.P.	#2-350	#6-2/0	4½	40⅞	14	1½	1½	2½	(4) 2½	¼, ½	½
U3525-XL-K2	5	UG	C.P.	#2-350	#6-2/0	4½	49⅙	14	1½	1½	2½	(5) 2½	¼, ½	½

### Notes

- **Fifth terminal:** For field-mounted fifth terminal, order catalog number **5T8K2** (6 o'clock only on 100 Amps units, 9 o'clock only on 125 Amps units).
- **Hubs:** For proper hub selection, see the hub suffix chart on the accessories page.
- **Sealing rings:** Ring-type units are supplied with one **MR-4** screw-type sealing ring per position.

Please consult serving utility for their requirements prior to ordering or installing, as specifications and approvals vary by utility, and may require local electrical inspector approval. All installations must be installed by a licensed electrician and comply with all national and local codes, laws and regulations. Milbank reserves the right to make changes in specifications and features shown without notice or obligation. **WARNING** ⚠: This product can expose you to Chromium (hexavalent compounds) which is known to the State of California to cause cancer and/or birth defects or other reproductive harm. For more information, go to [www.P65Warnings.ca.gov](http://www.P65Warnings.ca.gov).

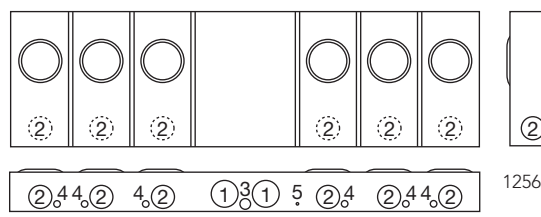
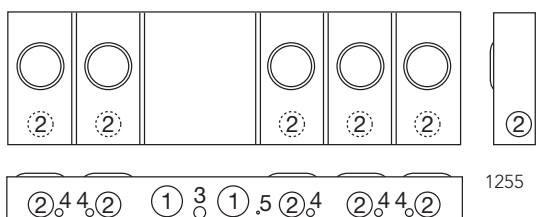
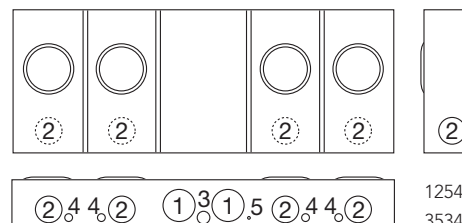
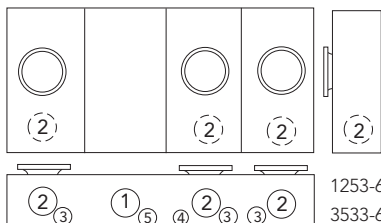
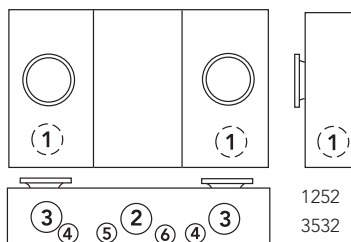


# Multi-Position Sockets

200 Amps | 4 Terminals | Ringless | 300V



U1252-X-K1



**200 Amps per Position | 4 Terminals | Multi-Position | Horizontal Gangs | Ringless**

Catalog Number	Positions	Service	Hub	Connectors CU/AL		Dimensions			Knockouts					
				Line	Load	D"	W"	H"	1	2	3	4	5	
U1252-X-K1	2	OH/UG	C.P.	#6-350	#2-350	5 $\frac{1}{8}$	26 $\frac{1}{2}$	14	2 $\frac{1}{2}$	3	2 $\frac{1}{2}$	$\frac{1}{2}$	$\frac{1}{4}$	
U1253-X-K3	3	OH/UG	C.P.	#4-600	#2-350	5 $\frac{1}{8}$	34 $\frac{3}{4}$	14	3	2 $\frac{1}{2}$	$\frac{1}{2}$	$\frac{1}{4}$	1	
U1254-X-K3	4	OH/UG	C.P.	#4-600	#2-350	5 $\frac{1}{8}$	42 $\frac{7}{8}$	16	3	2 $\frac{1}{2}$	1	$\frac{1}{2}$	$\frac{1}{4}$	
U1255-X-K4	5	OH/UG	C.P.	(2) #2-600	#2-350	5 $\frac{1}{8}$	54 $\frac{7}{8}$	16	3	2 $\frac{1}{2}$	1	$\frac{1}{2}$	$\frac{1}{4}$	
U1256-X-K4	6	OH/UG	C.P.	(2) #2-600	#2-350	5 $\frac{1}{8}$	63 $\frac{1}{6}$	18	3	2 $\frac{1}{2}$	1	$\frac{1}{2}$	$\frac{1}{4}$	

**200 Amps per Position | 4 Terminals | Multi-Position | Horizontal Gangs | Ring-Type**

Catalog Number	Positions	Service	Hub	Connectors CU/AL		Dimensions			Knockouts					
				Line	Load	D"	W"	H"	1	2	3	4	5	6
U3532-X-K1	2	OH/UG	C.P.	#6-350	#2-350	5 $\frac{1}{8}$	26 $\frac{1}{2}$	16	2 $\frac{1}{2}$	3	2 $\frac{1}{2}$	—	$\frac{1}{2}$	1
U3533-X-K3	3	OH/UG	C.P.	#4-600	#2-350	5 $\frac{1}{8}$	34 $\frac{1}{2}$	16	3	2 $\frac{1}{2}$	—	$\frac{1}{4}$	$\frac{1}{2}$	—
U3534-X-K3	4	OH/UG	C.P.	#4-600	#2-350	5 $\frac{1}{8}$	42 $\frac{7}{8}$	16	3	2 $\frac{1}{2}$	1	—	$\frac{1}{2}$	—

**Notes**

- **Fifth terminal:** For field-mounted fifth terminal, order catalog number **5T8K2** (6 o'clock only on 100 Amps units, 9 o'clock only on 125 Amps units).
- **Hubs:** For proper hub selection, see the hub suffix chart on the accessories page.
- **Sealing rings:** Ring-type units are supplied with one **MR-4** screw-type sealing ring per position.

Please consult serving utility for their requirements prior to ordering or installing, as specifications and approvals vary by utility, and may require local electrical inspector approval. All installations must be installed by a licensed electrician and comply with all national and local codes, laws and regulations. Milbank reserves the right to make changes in specifications and features shown without notice or obligation. **WARNING** ⚠: This product can expose you to Chromium (hexavalent compounds) which is known to the State of California to cause cancer and/or birth defects or other reproductive harm. For more information, go to [www.P65Warnings.ca.gov](http://www.P65Warnings.ca.gov).



# Multi-Position Meter Mains

125-200 Amps | 22K AIC Rated | 240V



U5882-X



U5884-X

## 4 Terminals | Multi-Position Meter Main | Ringless

Catalog Number	Amps	Positions	Service	Hub	Connectors CU/AL	Bypass	Dimensions			Weight (lbs.)
					Line		D"	W"	H"	
U5902-X	125	2	OH/UG	C.P.	3/8" x 16 Studs	None	5 1/8"	26 1/2"	30"	58
U5903-X	125	3	OH/UG	C.P.	3/8" x 16 Studs	None	5 1/8"	34 5/8"	30"	88
U5904-X	125	4	OH/UG	C.P.	3/8" x 16 Studs	None	5 1/8"	42 4/5"	30"	107
U5905-X	125	5	OH/UG	C.P.	3/8" x 16 Studs	None	5 1/8"	51 1/20"	30"	128
U5906-X	125	6	OH/UG	C.P.	3/8" x 16 Studs	None	5 1/8"	59 3/10"	30"	146
U5882-X	200	2	OH/UG	C.P.	3/8" x 16 Studs	None	5 1/8"	26 1/2"	30"	58
U5883-X	200	3	OH/UG	C.P.	3/8" x 16 Studs	None	5 1/8"	34 5/8"	30"	88
U5884-X	200	4	OH/UG	C.P.	3/8" x 16 Studs	None	5 1/8"	42 4/5"	30"	107
U5885-X	200	5	OH/UG	C.P.	3/8" x 16 Studs	None	5 1/8"	51 1/20"	30"	128
U5886-X	200	6	OH/UG	C.P.	3/8" x 16 Studs	None	5 1/8"	59 3/10"	30"	146

## Notes

- **NEC 2020:** Products are NEC 2020 compliant.
- **Knockouts:** See drawings on the next page.
- **Optional:** Factory-installed breakers are available—consult factory.
- **AIC rating:** All models are rated 22K AIC when used with approved breakers rated at 22K.
- **Hubs:** Units supplied with one (1) closing plate. Order hubs separately, see accessories page.
- **Fifth terminal:** For field-installed fifth terminal, order **K5T**.
- **Connectors:** Socket is supplied with 3/8" - 16 hex head nuts with Belleville washers. For connector lug kits, order as extra from chart on the accessories page.

## Breaker Chart - 10K AIC (unless noted 22K)

Manufacturer	Cutler-Hammer	Siemens	GE (50 Amps Max)	Square D
125 Amps or Less	BR, HQP, QPGF	QP, QPH (22K)	THQL, THQL-GF	Homeline
150-200 Amps		QN, QNH (22K)	—	—

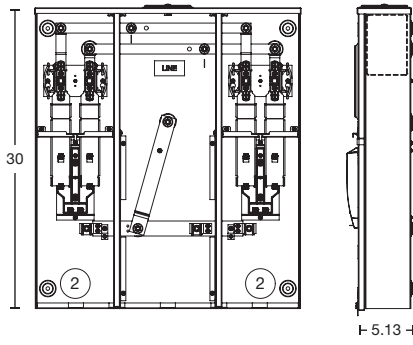
Please consult serving utility for their requirements prior to ordering or installing, as specifications and approvals vary by utility, and may require local electrical inspector approval. All installations must be installed by a licensed electrician and comply with all national and local codes, laws and regulations. Milbank reserves the right to make changes in specifications and features shown without notice or obligation. **WARNING** ⚠: This product can expose you to Chromium (hexavalent compounds) which is known to the State of California to cause cancer and/or birth defects or other reproductive harm. For more information, go to [www.P65Warnings.ca.gov](http://www.P65Warnings.ca.gov).



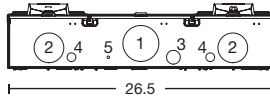
# Multi-Position Meter Mains

U5902 and U5882 Series | Dimensional Information

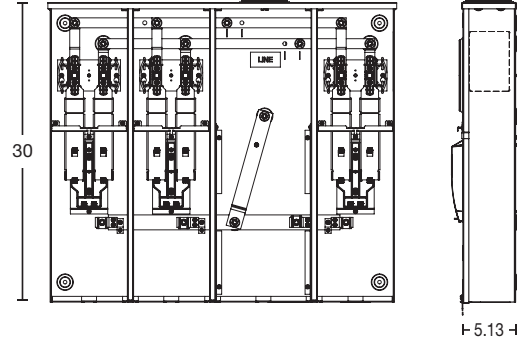
Knockouts				
1	2	3	4	5
3	2½	1	7/8	¼




†5.13†



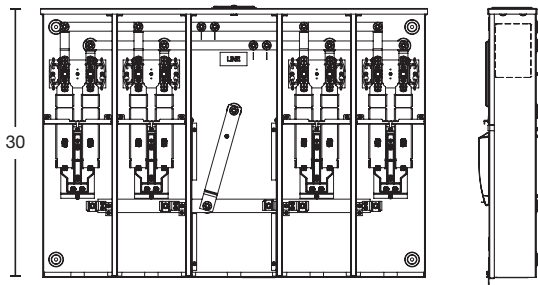
5882  
5902



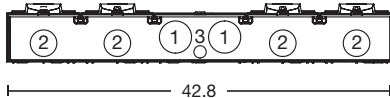
†5.13†



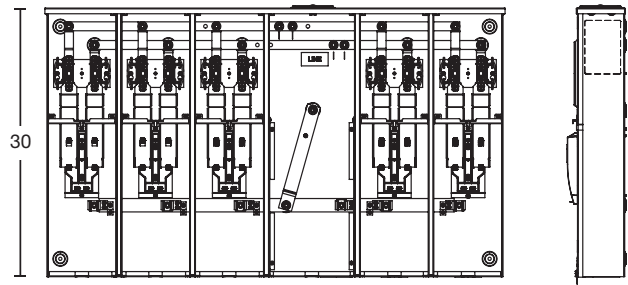
5883  
5903



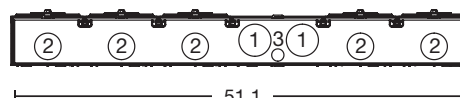
†5.13†



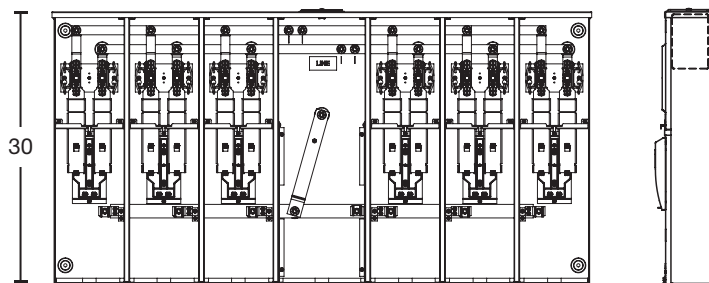
5884  
5904




†5.13†



5885  
5905



†5.13†



5886  
5906

59.3



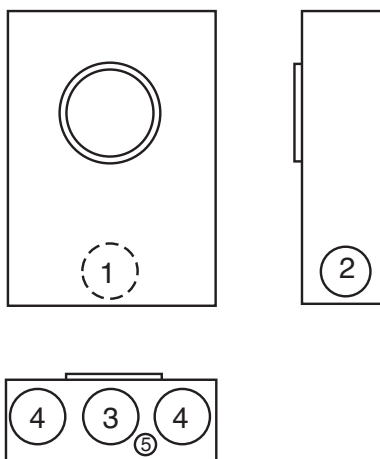
Please consult serving utility for their requirements prior to ordering or installing, as specifications and approvals vary by utility, and may require local electrical inspector approval. All installations must be installed by a licensed electrician and comply with all national and local codes, laws and regulations. Milbank reserves the right to make changes in specifications and features shown without notice or obligation. **WARNING** ⚠: This product can expose you to Chromium (hexavalent compounds) which is known to the State of California to cause cancer and/or birth defects or other reproductive harm. For more information, go to [www.P65Warnings.ca.gov](http://www.P65Warnings.ca.gov).

# Current Transformer

20 Amps | 5-13 Terminals



UC7582-XL



UC7237-RL

## 20 Amps | Ringless | Plunger-Type Bypass | Overhead/Underground

Catalog Number	Terminal	Meter Form	Hub	Bypass	Connectors CU/AL		Dimensions			Knockouts				
					Line	Load	D"	W"	H"	1	2	3	4	5
UC1290-XL	5	3S	C.P.	Plunger*	#14 - #10		3 <sup>5</sup> / <sub>16</sub>	8	14	1 <sup>1</sup> / <sub>2</sub>	1 <sup>1</sup> / <sub>2</sub>	2	1 <sup>1</sup> / <sub>4</sub>	1 <sup>1</sup> / <sub>4</sub>
UC1299-XL	6	4S	C.P.	Plunger*	#14 - #10		3 <sup>5</sup> / <sub>16</sub>	8	14	1 <sup>1</sup> / <sub>2</sub>	1 <sup>1</sup> / <sub>2</sub>	2	1 <sup>1</sup> / <sub>4</sub>	1 <sup>1</sup> / <sub>4</sub>
UC7233-XL	7	7, 14, 15 and 24 S	C.P.	Plunger*	#14 - #10		3 <sup>5</sup> / <sub>16</sub>	8	14	1 <sup>1</sup> / <sub>2</sub>	1 <sup>1</sup> / <sub>2</sub>	2	1 <sup>1</sup> / <sub>4</sub>	1 <sup>1</sup> / <sub>4</sub>
UC7235-XL	8	5S	C.P.	Plunger*	#14 - #10		3 <sup>5</sup> / <sub>16</sub>	8	14	1 <sup>1</sup> / <sub>2</sub>	1 <sup>1</sup> / <sub>2</sub>	2	1 <sup>1</sup> / <sub>4</sub>	1 <sup>1</sup> / <sub>4</sub>
UC7237-XL	13	6, 8, 9S and (ALT) 10S	C.P.	Plunger*	#14 - #10		3 <sup>5</sup> / <sub>16</sub>	8	14	1 <sup>1</sup> / <sub>2</sub>	1 <sup>1</sup> / <sub>2</sub>	2	1 <sup>1</sup> / <sub>4</sub>	1 <sup>1</sup> / <sub>4</sub>

## 20 Amps | Ring-Type | Plunger-Type Bypass | Overhead/Underground

Catalog Number	Terminal	Meter Form	Hub	Bypass	Connectors CU/AL		Dimensions			Knockouts				
					Line	Load	D"	W"	H"	1	2	3	4	5
UC1291-RL	5	3S	H.O.	Plunger*	#14 - #10 Max		3 <sup>5</sup> / <sub>16</sub>	8	14	1 <sup>1</sup> / <sub>2</sub>	1 <sup>1</sup> / <sub>2</sub>	1 <sup>1</sup> / <sub>4</sub>	1 <sup>1</sup> / <sub>4</sub>	1 <sup>1</sup> / <sub>4</sub>
UC1300-RL	6	4S	H.O.	Plunger*	#14 - #10 Max		3 <sup>5</sup> / <sub>16</sub>	8	14	1 <sup>1</sup> / <sub>2</sub>	1 <sup>1</sup> / <sub>2</sub>	1 <sup>1</sup> / <sub>4</sub>	1 <sup>1</sup> / <sub>4</sub>	1 <sup>1</sup> / <sub>4</sub>
UC7544-RL	7	5S	H.O.	Plunger*	#14 - #10 Max		3 <sup>5</sup> / <sub>16</sub>	8	14	1 <sup>1</sup> / <sub>2</sub>	1 <sup>1</sup> / <sub>2</sub>	1 <sup>1</sup> / <sub>4</sub>	1 <sup>1</sup> / <sub>4</sub>	1 <sup>1</sup> / <sub>4</sub>
UC7545-RL	8	6, 8, 9S and (ALT) 10S	H.O.	Plunger*	#14 - #10 Max		3 <sup>5</sup> / <sub>16</sub>	8	14	1 <sup>1</sup> / <sub>2</sub>	1 <sup>1</sup> / <sub>2</sub>	1 <sup>1</sup> / <sub>4</sub>	1 <sup>1</sup> / <sub>4</sub>	1 <sup>1</sup> / <sub>4</sub>
UC7582-RL	13	6, 8, 9S and (ALT) 10S	C.P.	None	#14 - #10 Max		3 <sup>5</sup> / <sub>16</sub>	8	14	1 <sup>1</sup> / <sub>2</sub>	1 <sup>1</sup> / <sub>2</sub>	1 <sup>1</sup> / <sub>4</sub>	1 <sup>1</sup> / <sub>4</sub>	1 <sup>1</sup> / <sub>4</sub>

### Notes

- **Hubs:** For proper hub selection see the hub suffix chart on the accessories page.
- **Connectors:** Units are supplied with sleeve-type connectors (#14-#2).
- \* **Bypass:** Plunger-Type bypass automatically closes when meter is removed.

Please consult serving utility for their requirements prior to ordering or installing, as specifications and approvals vary by utility, and may require local electrical inspector approval. All installations must be installed by a licensed electrician and comply with all national and local codes, laws and regulations. Milbank reserves the right to make changes in specifications and features shown without notice or obligation. **WARNING** ⚠: This product can expose you to Chromium (hexavalent compounds) which is known to the State of California to cause cancer and/or birth defects or other reproductive harm. For more information, go to [www.P65Warnings.ca.gov](http://www.P65Warnings.ca.gov).



# Current Transformer

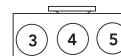
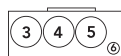
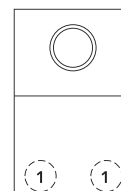
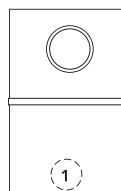
20 Amps | 5-15 Terminals | 600V



UC3438-XL



UC3426-XL



- 3425
- 3426
- 3428
- 3423
- 7636
- 7461

- 3435
- 3436
- 3438
- 3433
- 3434

20 Amps | Ringless | With Provision for Test Switch | Two-Piece Front

Catalog Number	Terminal	Meter Form	Service	Hub	Bypass	Connectors CU/AL		Dimensions			Knockouts					
						Line	Load	D"	W"	H"	1	2	3	4	5	6
UC3425-XL	5	3S	OH/UG	C.P.	None	#14 - #2		5½	12	20	1¼	1¼	1¼	1¼	1¼	¼, ½
UC3426-XL	6	4S	OH/UG	C.P.	None	#14 - #2		5½	12	20	1¼	1¼	1¼	1¼	1¼	¼, ½
UC3428-XL	8	5S	OH/UG	C.P.	None	#14 - #2		5½	12	20	1¼	1¼	1¼	1¼	1¼	¼, ½
UC3423-XL	13	6, 8, 9S and (ALT) 10S	OH/UG	C.P.	None	#14 - #2		5½	12	20	1¼	1¼	1¼	1¼	1¼	¼, ½

20 Amps | Ring-Type | Test Switch Factory Prewired | Two-Piece Front Approved for Tucson Electric Power

Catalog Number	Terminal	Service	Hub	Bypass	Connectors CU/AL		Dimensions			Knockouts						
					Line	Load	D"	W"	H"	1	2	3	4	5	6	
UC7636-YL-TGE-DES	6	OH	1¼	Test Switch	#14 - #2		4½	12	20	1¼	1¼	1¼	1¼	1¼	1¼	¼, ½
UC7461-YL-TGE-DES	13	OH	1¼	Test Switch	#14 - #2		4½	12	20	1¼	1¼	1¼	1¼	1¼	1¼	¼, ½

20 Amps | Ring-Type | With Provision for Test Switch | EUSERC Compliant | Two-Piece Front

Catalog Number	Terminal	Service	Hub	Bypass	Connectors CU/AL		Dimensions			Knockouts						
					Line	Load	D"	W"	H"	1	2	3	4	5	6	
UC3435-XL	5	OH/UG	C.P.	None	#14 - #2		5½	12	20	2	2	2	2	2	2	-
UC3436-XL	6	OH/UG	C.P.	None	#14 - #2		5½	12	20	2	2	2	2	2	2	-
UC3438-XL	8	OH/UG	C.P.	None	#14 - #2		5½	12	20	2	2	2	2	2	2	-
UC3433-XL	13	OH/UG	C.P.	None	#14 - #2		5½	12	20	2	2	2	2	2	2	-
UC3434-XL	15	OH/UG	C.P.	None	#14 - #2		5½	12	20	2	2	2	2	2	2	-

### Notes

- **Prewiring:** If factory prewiring is required, consult factory before ordering. Please include meter socket catalog number, test switch number, meter form number and a copy of your wiring diagram.
- **Test switch covers:** Units on this page can be used with clear Lexan cover (except units **7636** and **7461**).
- **Connectors:** Units are supplied with sleeve-type connectors (#14-#2).
- **Hubs:** For proper hub selection see the hub suffix chart in accessory section.




Please consult serving utility for their requirements prior to ordering or installing, as specifications and approvals vary by utility, and may require local electrical inspector approval. All installations must be installed by a licensed electrician and comply with all national and local codes, laws and regulations. Milbank reserves the right to make changes in specifications and features shown without notice or obligation. **WARNING** ⚠: This product can expose you to Chromium (hexavalent compounds) which is known to the State of California to cause cancer and/or birth defects or other reproductive harm. For more information, go to [www.P65Warnings.ca.gov](http://www.P65Warnings.ca.gov).

# Test Switches

4, 7 and 10 Pole


57

The Milbank test switch is designed to meet the critical requirements of the electric utility industry. Not only does it meet EEI, ANSI C12.9 and UL standards, but it combines several special features giving the Milbank test switch increased safety, durability and reliability. These features include our unique switch blade contact points, which cut through residue that builds up after years of service. Another distinction is our polarity barrier, which is designed to be flexible and offer exceptional insulating qualities. Our test switches are constructed from the latest materials available using modern fabricating and assembly methods.



## Switch Blades

Two dimples coined into one side of the switch blade ensure positive contact in corrosive, sooty environments—even after years of inactivity.



## Test Switch Base

The base is molded from a high strength, fiberglass reinforced, thermoset polyester. This material is track resistant, flame retardant and has low water absorption qualities. Bases are available in seven-pole and ten-pole sizes.



## Polarity Barrier

For maximum protection potential, circuits are supplied with permanently mounted barriers made from high tensile strength polycarbonate.



Standard Cover

## Test Switch Covers

Standard test switch covers are made from impact resistant clear thermal plastic which has excellent tracking and moisture resistant properties. If covers are required, add suffix **-WC** (with cover) to the catalog number or order separately catalog number **K3388**. Black flush-mount covers are also available. Order catalog number **K3388-BLK-FL**. 10-pole base only.

## Note:

Socket shells must be 5/8" deep  
**-OR-** must not have test switch bridge mounted on back in order to support a cover.



Flush-mount Cover (Black)

## Switch Jaws

The switch blade jaw clips are constructed from spring grade copper alloy. The material and design ensure excellent contact, which prevents overheating.

## Current Carrying Parts

Highly conductive copper and copper alloy materials are used on all current-carrying parts. This ensures conductivity and deters corrosion. Spring grades are used where appropriate. Plating is available if required. Contact your local sales representative to special order.

## Notes


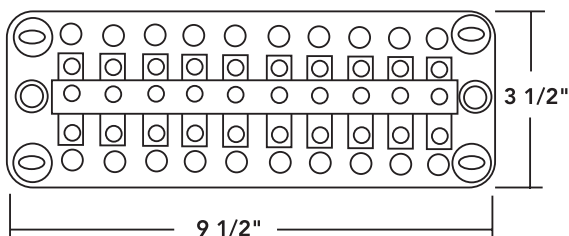
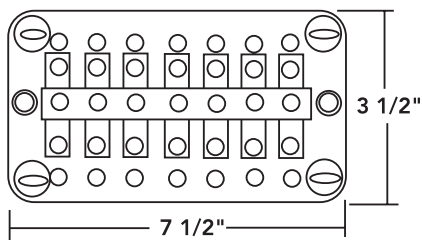
- **Factory-installed:** For factory-installed cover, add **-WC** or **-WCFL** to the catalog number of desired test switch.
- **Field-installable:** For field-installable cover, order kit number **K3388** or **K3388-BLK-FL**.

Please consult serving utility for their requirements prior to ordering or installing, as specifications and approvals vary by utility, and may require local electrical inspector approval. All installations must be installed by a licensed electrician and comply with all national and local codes, laws and regulations. Milbank reserves the right to make changes in specifications and features shown without notice or obligation. **WARNING** ⚠: This product can expose you to Chromium (hexavalent compounds) which is known to the State of California to cause cancer and/or birth defects or other reproductive harm. For more information, go to [www.P65Warnings.ca.gov](http://www.P65Warnings.ca.gov).



# Current Transformer Test Switches

4, 7 and 10 Pole | 600V | Per Ansi C12.9 Standard



KEY	
P	Potential Switch
C+	Line-side current switch with short circuit assembly
C	Load side current switch with test jack assembly
N	Neutral bar (no switch)
Pn	Neutral potential switch
X	Unused position on base
	Line-side current switch with short circuit assembly

Catalog Number	4-POLE						
TS04-0101	X	P		X	C+	C	X
TS04-0104	X	C+	C	X		Pn	X

Catalog Number	7-POLE						
TS07-0105		P		C+	C	C+	C

Catalog Number	7-POLE ON A 10-POLE BASE									
TS07-0049		X		X		X	C+		C	C+
TS07-0106	X		C+	C		C+	C	Pn	X	X


### CUSTOM POLE ARRANGEMENTS

The key may be used to diagram your own pole arrangement. Be sure to specify base size and whether all C+ line-side, current switch/shunt circuit assemblies are to be bussed together. The catalog numbers shown above are connected in line-load pairs; therefore, if bussed is required, different catalog numbers will apply.

Catalog Number	10-POLE									
TS10-0109	P		P		C+	C	C+	C	C+	
TS10-0110		C+	C		C+	C		C+	C	Pn
TS10-0111	P		P		C	C+	C	C+		C+
TS10-0112	C+	C	C+	C	C+	C		P	P	Pn
TS10-0016				PN	C	C+	C	C+	C	C+



Please consult serving utility for their requirements prior to ordering or installing, as specifications and approvals vary by utility, and may require local electrical inspector approval. All installations must be installed by a licensed electrician and comply with all national and local codes, laws and regulations. Milbank reserves the right to make changes in specifications and features shown without notice or obligation. **WARNING** ⚠: This product can expose you to Chromium (hexavalent compounds) which is known to the State of California to cause cancer and/or birth defects or other reproductive harm. For more information, go to [www.P65Warnings.ca.gov](http://www.P65Warnings.ca.gov).



Customer Name: \_\_\_\_\_

Address: \_\_\_\_\_

Phone / Fax #: \_\_\_\_\_

Handle Color Key							
BK	Black	P	Purple	Y	Yellow	GN	Green
R	Red	BL	Blue	W	White	BKS	Black Stripe
BR	Brown	GR	Gray	O	Orange	WS	White Stripe

### TEST SWITCH BASE

The base is molded from a high strength, fiberglass reinforced, thermoset polyester. This material is track-resistant, flame-resistant and has low water absorption qualities. Bases are available in two standard sizes following NEMA mounting classifications.

### Pole Position Chart

1	2	3	4	5	6	7	8	9	10

### Special Features

Feature	1	2	3	4	5	6	7	8	9	10
45° Angle Stops										
Ganged Handles (C)										
Bussing										
Colored Handles										

Engineering Information: \_\_\_\_\_

\_\_\_\_\_

Key	
P	Potential switch
C+	Line-side current switch with short circuit assembly
C	Load side current switch with test jack assembly
N	Neutral bar (no switch)
Pn	Neutral potential switch
X	Unused position on base
	Insulating barrier - one side
	Insulating barrier - two sides

**Custom Pole Arrangements:** The key may be used to diagram your own pole arrangement. Be sure to specify base size and whether all C+ line-side, current switch/shunt circuit assemblies are to be bussed together.

### Number of Poles

- 4
- 7
- 10
- Other \_\_\_\_\_

### Test Switch Cover (only available for 10-pole bases)

- Yes | Clear \_\_\_\_ Black \_\_\_\_
- No

### Base Size

- 7-Pole
- 10-Pole

Please consult serving utility for their requirements prior to ordering or installing, as specifications and approvals vary by utility, and may require local electrical inspector approval. All installations must be installed by a licensed electrician and comply with all national and local codes, laws and regulations. Milbank reserves the right to make changes in specifications and features shown without notice or obligation. **WARNING** ⚠: This product can expose you to Chromium (hexavalent compounds) which is known to the State of California to cause cancer and/or birth defects or other reproductive harm. For more information, go to [www.P65Warnings.ca.gov](http://www.P65Warnings.ca.gov).

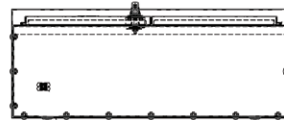
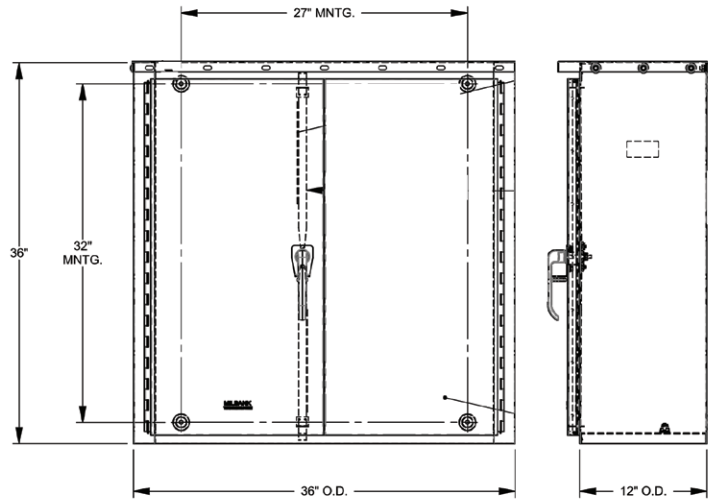


# Current Transformer Cabinets

Door Mount CT-Rated Socket and NEMA 3R



364812-CT3R-SP2



363612-CT3R-SP



## Door Mount C.T. Rated Socket

Catalog Number	Terminal	Bypass	Amp	Connectors	Dimensions		
					D"	W"	H"
K4806-BP	13	Plunger	20 A	#14-4 Max	2½	7⅞	7½

### Note

BP: The -BP suffix indicates plunger bypass.

## Current Transformer Rated Cabinets – NEMA 3R


Catalog Number	Gauge of Steel	Dimensions			Panel Size		Panel and Backboard Catalog Numbers	
		D"	W"	H"	W" x H"		Painted Steel Panel	Wood Backboard
243210-LC3R-SP	14	10	24	32	21	29	A-24P32	A-24P32W
323610-LC3R-SP	14	10	32	36	29	33	A-32P36	A-32P36W
363016-CT3R	14	16	36	30	33	27	A-36P30	A-36P30W
363612-CT3R-SP	14	12	36	36	33	33	A-36P36	A-36P36W Included
364812-CT3R-SP2	14	12	36	48	33	45	A-48P36	A-48P36W Included




Please consult serving utility for their requirements prior to ordering or installing, as specifications and approvals vary by utility, and may require local electrical inspector approval. All installations must be installed by a licensed electrician and comply with all national and local codes, laws and regulations. Milbank reserves the right to make changes in specifications and features shown without notice or obligation. **WARNING** ⚠: This product can expose you to Chromium (hexavalent compounds) which is known to the State of California to cause cancer and/or birth defects or other reproductive harm. For more information, go to [www.P65Warnings.ca.gov](http://www.P65Warnings.ca.gov).

# Current Transformer Cabinets


## Mounting Racks



K4797



K4722



K4793/K4795

### Current Transformer Enclosure Mounting Racks

Catalog Number	Code	AIC Rating	Amps	Volts	Type of Service	Termination Type
K4797	A4	50K	400	600	1Ø3W	1/2 x 13 Studs on 1-3/4" Centers
K4797	A	50K	800	600	1Ø3W	1/2 x 13 Studs on 1-3/4" Centers
K4798	B4	50K	400	600	3Ø4W	1/2 x 13 Studs on 1-3/4" Centers
K4798	B	50K	800	600	3Ø4W	1/2 x 13 Studs on 1-3/4" Centers
K4793	C	10K	201-400	600	1Ø3W	1/2 x 13 Studs on 1-3/4" Centers
K4795	D	10K	401-800	600	1Ø3W	1/2 x 13 Studs on 1-3/4" Centers
K4794	E	10K	201-400	600	3Ø4W	1/2 x 13 Studs on 1-3/4" Centers
K4796	F	10K	401-800	600	3Ø4W	1/2 x 13 Studs on 1-3/4" Centers
K4729	G	50K	800	600	1Ø3W	(3) #4 - 600 or (6) #1 - 250
K4722	H	50K	800	600	3Ø4W	(3) #4 - 600 or (6) #1 - 250
K4903	J	50K	400	600	1Ø3W	(1) #4 - 600 or (2) #1 - 250
K4904	K	50K	400	600	3Ø4W	(1) #4 - 600 or (2) #1 - 250
K5747	L	50K	800	600	3Ø4W	Line: 1/2 x 13 Studs on 1-3/4" Centers Load: (3) #4 - 600 or (6) #1 - 250
K5752	M	50K	800	600	1Ø3W	Line: 1/2 x 13 Studs on 1-3/4" Centers Load: (3) #4 - 600 or (6) #1 - 250

### Notes

- Select CT mounting rack by matching the appropriate letter in CT rack column on page 68 with applicable letter in Code column on page 65 or 66.

Please consult serving utility for their requirements prior to ordering or installing, as specifications and approvals vary by utility, and may require local electrical inspector approval. All installations must be installed by a licensed electrician and comply with all national and local codes, laws and regulations. Milbank reserves the right to make changes in specifications and features shown without notice or obligation. **WARNING** ⚠: This product can expose you to Chromium (hexavalent compounds) which is known to the State of California to cause cancer and/or birth defects or other reproductive harm. For more information, go to [www.P65Warnings.ca.gov](http://www.P65Warnings.ca.gov).



# Current Transformer Cabinets

## Mounting Racks



K4793



K4794

### Current Transformer Enclosure Mounting Racks

Catalog Number	Code	AIC Rating	Amps	Volts	Type of Service	Termination Type
K4793	C	10K	201-400	600	1Ø3W	1/2 x 13 Studs on 1-3/4" Centers
K4794	E	10K	201-400	600	3Ø4W	1/2 x 13 Studs on 1-3/4" Centers
K6497	A4	50K	400	600	1Ø3W	1/2 x 13 Studs on 1-3/4" Centers
K6498	B4	50K	400	600	3Ø4W	1/2 x 13 Studs on 1-3/4" Centers
K6494	J	50K	600	600	1Ø3W	(1) #4 - 600 or (2) #1 - 250

### Notes

- Match red code letter with the applicable CT cabinet on pages 64 and 65.



Please consult serving utility for their requirements prior to ordering or installing, as specifications and approvals vary by utility, and may require local electrical inspector approval. All installations must be installed by a licensed electrician and comply with all national and local codes, laws and regulations. Milbank reserves the right to make changes in specifications and features shown without notice or obligation. **WARNING** ⚠: This product can expose you to Chromium (hexavalent compounds) which is known to the State of California to cause cancer and/or birth defects or other reproductive harm. For more information, go to [www.P65Warnings.ca.gov](http://www.P65Warnings.ca.gov).

# PGE Approved Applications

## CT Racks

### Combo Unit CT Racks

Catalog Number	Commercial Applications	Residential Applications	Phase	Amps	SCCR	Overhead/Underground
K6497	x	x	1	400	50K	OH/UG
K6498	x	x	3	400	50K	OH/UG
K4793	x	x	1	400	10K	OH/UG
K4794	x	x	3	400	10K	OH/UG
K6494	x	x	1	600	50K	OH only

### CT Cabinet CT Racks

Catalog Number	Commercial Applications	Residential Applications	Phase	Amps	SCCR	Overhead/Underground
K6497	x	x	1	400	50K	OH/UG
K6498	x	x	3	400	50K	OH/UG
K4793	x	x	1	400	10K	OH/UG
K4794	x	x	3	400	10K	OH/UG
K6494	x	x	1	600	50K	OH only

Please consult serving utility for their requirements prior to ordering or installing, as specifications and approvals vary by utility, and may require local electrical inspector approval. All installations must be installed by a licensed electrician and comply with all national and local codes, laws and regulations. Milbank reserves the right to make changes in specifications and features shown without notice or obligation. **WARNING** ⚠️: This product can expose you to Chromium (hexavalent compounds) which is known to the State of California to cause cancer and/or birth defects or other reproductive harm. For more information, go to [www.P65Warnings.ca.gov](http://www.P65Warnings.ca.gov).



# Current Transformer Cabinets

*Screw Cover and Hinge Cover*



CT363611-SC



CT203611-HC

## Screw Cover

Catalog Number	C.T. Racks	Dimensions			Front Cover
		D"	W"	H"	
CT24329-SC	A4, C, D, G, J, M	9	24	32	1 Piece
CT242411-SC	G	11	24	24	1 Piece
CT243011-SC	A4, C, D, G, J, M	11	24	30	1 Piece
CT243611-SC	A4, C, D, G, J, M	11	24	36	1 Piece
CT244811-SC	A, C, D, G, J	11	24	48	1 Piece
CT303011-SC	A4, B4, C, D, E, F, G, H, J, K, L, M	11	30	30	1 Piece
CT303611-SC	A4, B4, C, D, E, F, G, H, J, K, L, M	11	30	36	1 Piece
CT363611-SC	A4, B4, C, D, E, F, G, H, J, K, L, M	11	36	36	1 Piece
CT364211-SC	A, B, C, D, E, F, G, H, J, K, L, M	11	36	42	2 Pieces
CT364811-SC	A, B, C, D, E, F, G, H, J, K, L, M	11	36	48	2 Pieces
CT424211-SC	A, B, C, D, E, F, G, H, J, K, L, M	11	42	42	2 Pieces
CT484811-SC	A, B, C, D, G, J, M	11	48	48	2 Pieces
CT303614-SC	A4, B4, C, D, E, F, G, H, J, K, L, M	14	30	36	2 Pieces
CT364814-SC	A, B, C, D, E, F, G, H, J, K, L, M	14	36	48	2 Pieces
CT484814-SC	A, B, C, D, E, F, G, H, J, K, L, M	14	48	48	2 Pieces

## Hinge Cover

Catalog Number	C.T. Racks	Dimensions			Front Cover
		D"	W"	H"	
CT203611-HC	A4, C, D, J	11	20	36	1 Piece
CT243011-HC	A4, C, D, G, J, M	11	24	30	1 Piece
CT243611-HC	A4, C, D, G, J, M	11	24	36	1 Piece
CT244811-HC	A, C, D, G, J, M	11	24	48	1 Piece
CT303611-HC	A4, B4, C, D, E, F, G, H, J, K, L, M	11	30	36	1 Piece
CT304811-HC	A, B, B4, C, D, E, F, G, H, J, K, L, M	11	30	48	1 Piece
CT363611-HC	A4, B4, C, D, E, F, G, H, J, K, L, M	11	36	36	1 Piece
CT364811-HC	A, B, B4, C, D, E, F, G, H, J, K, L, M	11	36	48	1 Piece
CT484811-HC	A, B, C, D, J, M	11	48	48	2 Pieces
CT484814-HC	A, B, B4, C, D, E, F, G, H, J, K, L, M	14	48	48	2 Pieces

## Note

- **Enclosure:** These units are rated NEMA 3R, powder coated and constructed of galvanized steel.
- **Mounting rack:** Select CT mounting rack by matching the appropriate letter in CT rack column on page 68 with applicable letter in Code column on page 65 or 66.
- **Mounting:** 1/4-20 welded studs.



Please consult serving utility for their requirements prior to ordering or installing, as specifications and approvals vary by utility, and may require local electrical inspector approval. All installations must be installed by a licensed electrician and comply with all national and local codes, laws and regulations. Milbank reserves the right to make changes in specifications and features shown without notice or obligation. **WARNING** ⚠: This product can expose you to Chromium (hexavalent compounds) which is known to the State of California to cause cancer and/or birth defects or other reproductive harm. For more information, go to [www.P65Warnings.ca.gov](http://www.P65Warnings.ca.gov).

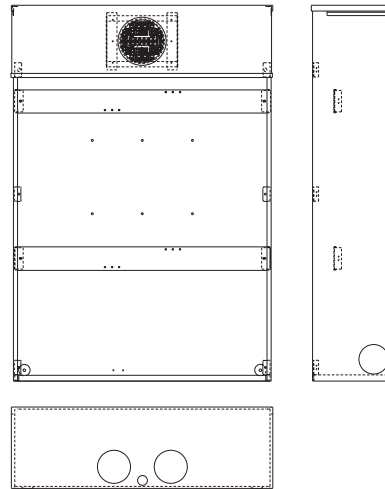
# Metered Transformer Cabinets

Screw Cover | Ring-Type

65



U3565-O



## Metered Transformer Cabinets | Ring-Type

Catalog Number	Terminal	Service	Meter Form	Hub	Dimensions			CT Racks
					D"	W"	H"	
U3319-R	5	OH	3S	H.O.	11	24	42	A, C, D, G, J, M
U3320-R	6	OH	4S	H.O.	11	24	42	A, C, D, G, J, M
U3321-R	8	OH	5S	H.O.	11	24	42	A, C, D, G, J, M
U3322-R	13	OH	6, 8, 9S and (ALT) 10S	H.O.	11	36	42	A, B, C, D, E, F, G, H, J, K, L, M
U3323-R	8	OH	5S	H.O.	11	36	42	A, B, C, D, E, F, G, H, J, K, L, M
U3555-R	15	OH	39S, 76S	H.O.	11	36	42	A, B, C, D, E, F, G, H, J, K, L, M
U3339-O	5	UG	3S	None	11	24	52	A, C, D, G, J, M
U3340-O	6	UG	4S	None	11	24	52	A, C, D, G, J, M
U3341-O	8	UG	5S	None	11	24	52	A, C, D, G, J, M
U3342-O	13	UG	6, 8, 9S and (ALT) 10S	None	11	36	52	A, B, C, D, E, F, G, H, J, K, L, M
U3343-O	8	UG	5S	None	11	36	52	A, B, C, D, E, F, G, H, J, K, L, M
U3565-O	15	UG	39S, 76S	None	11	36	52	A, B, C, D, E, F, G, H, J, K, L, M

## Notes

- **Meter socket:** 20 Amps current transformer meter socket built in.
- **Enclosure:** NEMA 3R with screw cover.
- **Current transformer mounting:** 1/4-20 welded studs.
- **Hubs:** For proper hub selection, see hub suffix chart in the accessory section.
- **Sealing rings:** Supplied with **MR-4** screw-type sealing ring.
- **Mounting rack:** Select CT mounting rack by matching the appropriate letter in CT rack column on page 68 with applicable letter in Code column on page 65 or 66.

Please consult serving utility for their requirements prior to ordering or installing, as specifications and approvals vary by utility, and may require local electrical inspector approval. All installations must be installed by a licensed electrician and comply with all national and local codes, laws and regulations. Milbank reserves the right to make changes in specifications and features shown without notice or obligation. **WARNING** ⚠: This product can expose you to Chromium (hexavalent compounds) which is known to the State of California to cause cancer and/or birth defects or other reproductive harm. For more information, go to [www.P65Warnings.ca.gov](http://www.P65Warnings.ca.gov).




# Current Transformer Cabinets

U6500-X-PGE | 600-800 Amps



U6500-X-PGE



CT rack

Approved for 600-800 Amps applications, this larger transformer cabinet can be used for many common applications such as commercial projects, EV charging and pump stations.

## Features

- 600-800 Amps
- Overhead/underground entry and exit
- G90 galvanized steel with gray powder coat finish
- Three-phase, four-wire
- NEMA 3R enclosure
- UL-listed
- Manufactured in the USA
- CT rack is purchased separately and field-installed

## CT Rack Features

- Line side: Four studs spaced 1 3/4" on centers for phases and neutral
- Load side: Three position connectors per phase and neutral for #4-600 kcmil single conductor
  - Each port dual conductor rated for #1-250 kmil conductors
- UL-listed
- Manufactured in the USA

CT Rack	Amperage Rating
K6300	800 Amp Rated
K6300-600	600 Amp Rated
K6300-400	400 Amp Rated

## Notes

- **CT Rack:** The CT rack is purchased separately for field-installation.

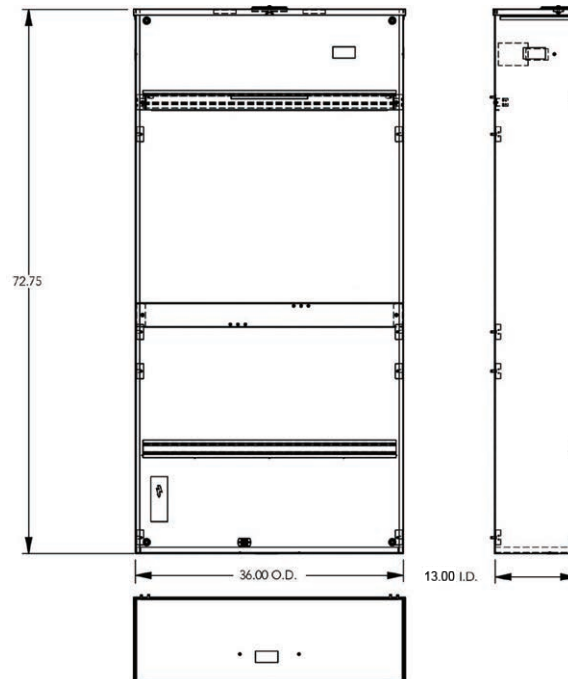


Please consult serving utility for their requirements prior to ordering or installing, as specifications and approvals vary by utility, and may require local electrical inspector approval. All installations must be installed by a licensed electrician and comply with all national and local codes, laws and regulations. Milbank reserves the right to make changes in specifications and features shown without notice or obligation. **WARNING** ⚠: This product can expose you to Chromium (hexavalent compounds) which is known to the State of California to cause cancer and/or birth defects or other reproductive harm. For more information, go to [www.P65Warnings.ca.gov](http://www.P65Warnings.ca.gov).

# Metered Transformer Cabinets

U6500-X-PGE | 600-800 Amps

67



U6500-X-PGE

600-800 Amps | 15 Terminals | Transocket | Ring Type | 3Ø4W

Catalog Number	Service	Hub	Dimensions		
			D"	W"	H"
U6500-X-PGE	OH/UG	C.P.	13	36	72¾

## Notes

- **Knockouts:** Does not come with knockouts.
- **Cover:** This cabinet has a screw cover lift-off door.
- **Mounting:** Check with utility for mounting requirements.

Please consult serving utility for their requirements prior to ordering or installing, as specifications and approvals vary by utility, and may require local electrical inspector approval. All installations must be installed by a licensed electrician and comply with all national and local codes, laws and regulations. Milbank reserves the right to make changes in specifications and features shown without notice or obligation. **WARNING** ⚠: This product can expose you to Chromium (hexavalent compounds) which is known to the State of California to cause cancer and/or birth defects or other reproductive harm. For more information, go to [www.P65Warnings.ca.gov](http://www.P65Warnings.ca.gov).



# 68 Metered Wall-Mount Service Entrance Section

U6450, U6451, and U6452

## Built for Code Compliance. Designed for Reliable Performance.

Milbank's fused disconnect cabinets deliver the durability, flexibility, and installation efficiency contractors rely on in the field. Engineered to meet evolving NEC requirements and built with Milbank's trusted quality, these solutions help keep projects moving safely and on schedule.



U6452-24-UG-133-48

## Key Features

- Designed to meet NEC 230.62 and 230.71 requirements for modern service installations
- EUSERC compliant to support utility requirements across many service territories
- Available in 400A, 600A, and 800A cabinets for a range of commercial applications
- Single-phase or three-phase configurations available to fit project needs
- 100kA Short Circuit Current Rating for dependable protection in demanding environments
- Up to four fused pullout disconnects with up to 200A rated T-fuse pullouts
- Underground feed units (-UG) include an integrated underground termination cabinet
- Termination cabinet can be mounted left or right of the metering section for flexible installation
- Overhead feed units available when -UG suffix is not specified
- Convenient wall hanger bracket included to simplify installation
- Fuses included for faster jobsite readiness
- NEMA 3R rated enclosure designed for outdoor applications
- Constructed from G90 galvanized steel with ANSI 61 gray powder coat finish for long-term durability



COMMERCIAL



RESIDENTIAL

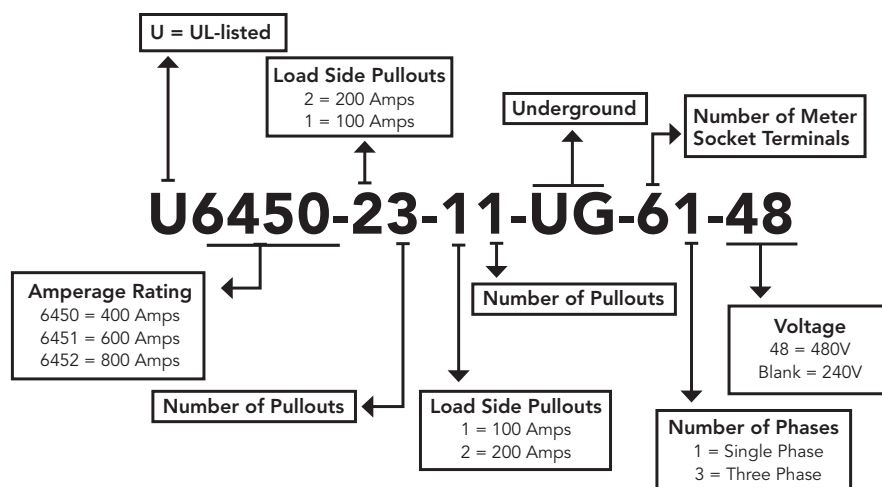


Please consult serving utility for their requirements prior to ordering or installing, as specifications and approvals vary by utility, and may require local electrical inspector approval. All installations must be installed by a licensed electrician and comply with all national and local codes, laws and regulations. Milbank reserves the right to make changes in specifications and features shown without notice or obligation. **WARNING** ⚠: This product can expose you to Chromium (hexavalent compounds) which is known to the State of California to cause cancer and/or birth defects or other reproductive harm. For more information, go to [www.P65Warnings.ca.gov](http://www.P65Warnings.ca.gov).

# Metered Wall-Mount Service Entrance Section

U6450, U6451, and U6452

## Catalog Logic



### 400 Amps

Catalog Number	Amps	Service	Volts	AIC Rating
U6450-##-##-UG-##	400	UG	240	100K
U6450-##-##-##	400	OH	240	100K
U6450-##-##-UG-##-48	400	UG	480	100K
U6450-##-##-##-48	400	OH	480	100K

### 600 Amps

Catalog Number	Amps	Service	Volts	AIC Rating
U6451-##-##-UG-##	600	UG	240	100K
U6451-##-##-##	600	OH	240	100K
U6451-##-##-UG-##-48	600	UG	480	100K
U6451-##-##-##-48	600	OH	480	100K

### 800 Amps

Catalog Number	Amps	Service	Volts	AIC Rating
U6452-##-##-UG-##	800	UG	240	100K
U6452-##-##-##	800	OH	240	100K
U6452-##-##-UG-##-48	800	UG	480	100K
U6452-##-##-##-48	800	OH	480	100K

## Notes

- **EUSERC Compliance Numbers:** Meets EUSERC drawing 319 for 1Ø3W and 3Ø3W or EUSERC drawing 320 for 3Ø3W and 3Ø4W.
- **Loads:** Up to four loads ranging from 100 Amps to 200 Amps for each load.
- **Line-side:** 400 Amps, 600 Amps, or 800 Amps available.
- **-UG includes wireway:** **U6450** (includes U6453 WW), **U6451** (includes U6454 WW), **U6452** (includes U6455 WW) and come with termination boxes.
- **Pullouts:** Other pullout options available.

Please consult serving utility for their requirements prior to ordering or installing, as specifications and approvals vary by utility, and may require local electrical inspector approval. All installations must be installed by a licensed electrician and comply with all national and local codes, laws and regulations. Milbank reserves the right to make changes in specifications and features shown without notice or obligation. **WARNING** ⚠: This product can expose you to Chromium (hexavalent compounds) which is known to the State of California to cause cancer and/or birth defects or other reproductive harm. For more information, go to [www.P65Warnings.ca.gov](http://www.P65Warnings.ca.gov).

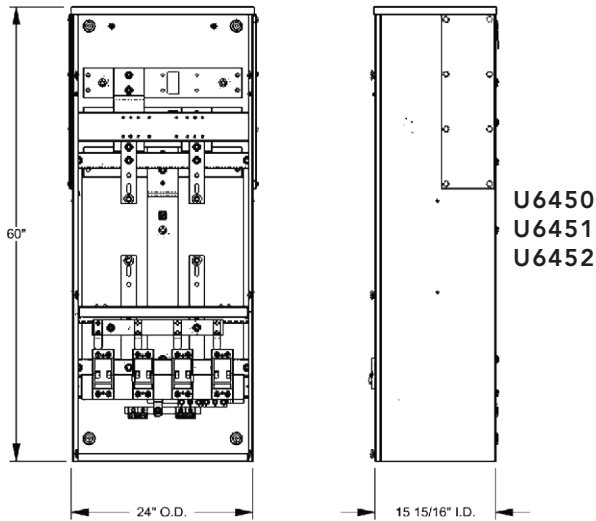


# 70 Metered Wall-Mount Service Entrance Section

*U6450, U6451, and U6452*

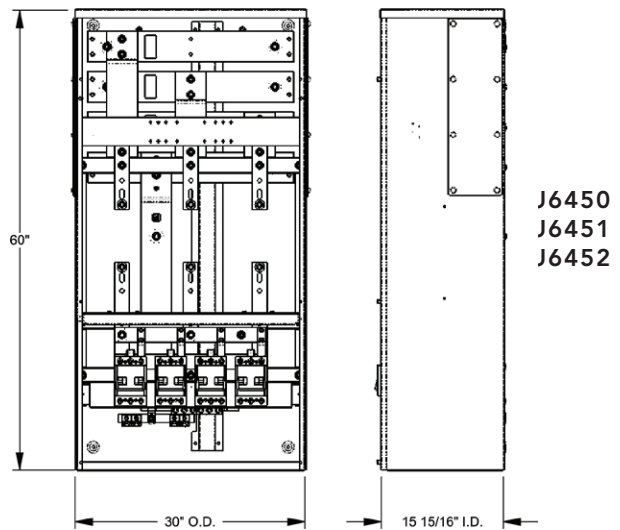
1 Phase

**EUSERC 319**

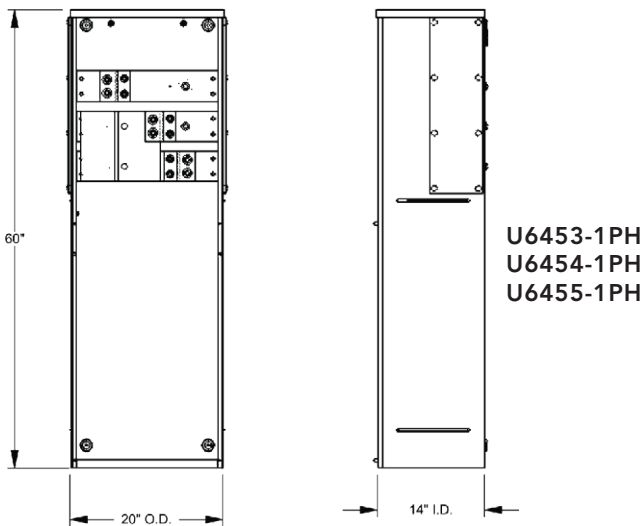


3 Phase

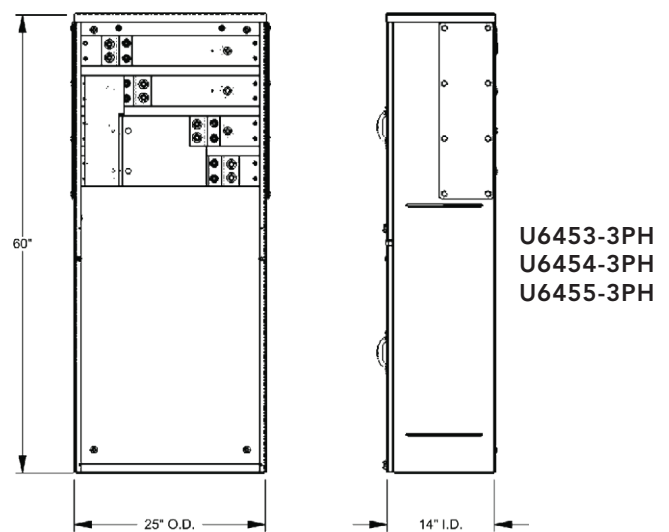
**EUSERC 320**



**EUSERC 343; 347**



**EUSERC 343; 347**



## Notes

- **Phase:** Products with 24" width are single phase. Products with 30" width are three phase.



Please consult serving utility for their requirements prior to ordering or installing, as specifications and approvals vary by utility, and may require local electrical inspector approval. All installations must be installed by a licensed electrician and comply with all national and local codes, laws and regulations. Milbank reserves the right to make changes in specifications and features shown without notice or obligation. **WARNING** ⚠: This product can expose you to Chromium (hexavalent compounds) which is known to the State of California to cause cancer and/or birth defects or other reproductive harm. For more information, go to [www.P65Warnings.ca.gov](http://www.P65Warnings.ca.gov).

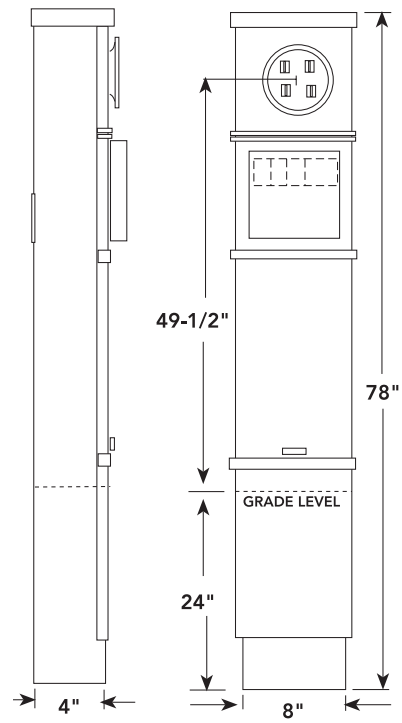
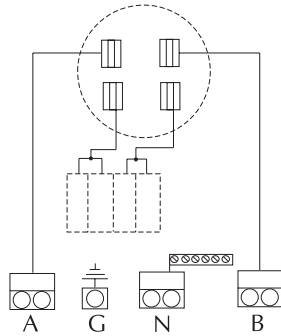
# Service Pedestals

125 Amps | Mobile Home Metered | 120/240V

71



MPRV-100-MB-78



Single

## Specifications

- All pedestals include a series wired main breaker.
- UL-listed 100 Amps continuous duty meter socket.
- 120/240 Volt single phase service.
- Twin line-termination lugs #6-350 kcmil CU/AL per phase for loop feed.
- Pedestals have space for four (4) single, or (2) double pole breakers except for the **MPRV-100-MB-503020GR-78**.
- Ringless version equipped with horn bypass as standard.
- For fifth terminal field-installed order kit **105J** in the 3 o'clock or 9 o'clock position.
- Direct rear-feed kit PF-KR included, except for **MPRV-50-MB-78** and **MPRV-100-MB-503020GR-78**.
- For optional stabilizer foot, order **K5763**.
- **MR-2** sealing ring standard with ring-type cover.
- Rated for 10K AIC.

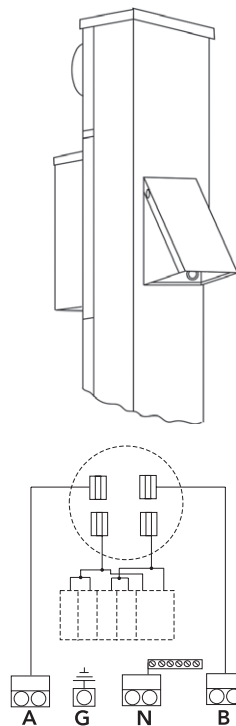
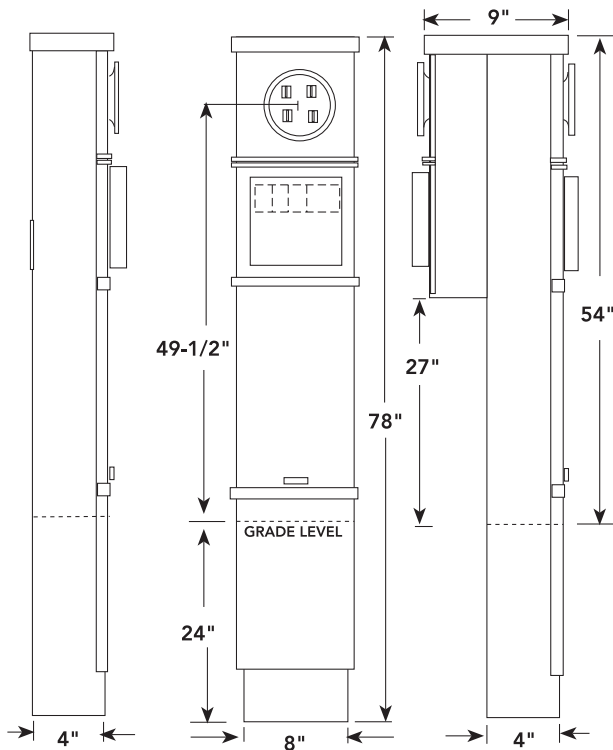
## Notes

- Pedestals are NEC 2020 compliant.

Catalog Number	Description
MPRV-50-MB-78	Ring-Type, Series-Wired
MPRVD-100-MB-PD	Ring-Type, Series-Wired
MPRVD-50-MB-78	Ring-Type, Series-Wired
MPRV-100-MB-50-78	Ring-Type, Series-Wired
MPRV-100-MB-50-PD	Ring-Type, Series-Wired
MPRV-100-MB-78	Ring-Type, Series-Wired
MPRVD-100-MB-78	Ring-Type, Series-Wired
MPRV-100-MB-503020GR-78	Ring-Type, Series-Wired

Please consult serving utility for their requirements prior to ordering or installing, as specifications and approvals vary by utility, and may require local electrical inspector approval. All installations must be installed by a licensed electrician and comply with all national and local codes, laws and regulations. Milbank reserves the right to make changes in specifications and features shown without notice or obligation. **WARNING** ⚠: This product can expose you to Chromium (hexavalent compounds) which is known to the State of California to cause cancer and/or birth defects or other reproductive harm. For more information, go to [www.P65Warnings.ca.gov](http://www.P65Warnings.ca.gov).





MPAP-200-MB-78

Catalog Number	Description
MPAP-100-MB-78	Ring-Type, Series-Wired
MPAP-200-MB-78	Ring-Type, Series-Wired
MPAP-200-MB-20GR-78	Ring-Type, Series-Wired
MPAP-200-MB-78	Ring-Type, Series-Wired
MPAPD-100-MB-78	Ring-Type, Series-Wired
MPAPD-200-MB-78	Ring-Type, Series-Wired
MPAPD-100-MB-PD	Ring-Type, Series-Wired
MPAPD-200-MB-PD	Ring-Type, Series-Wired
MPAP-100-MB-PD	Ring-Type, Series-Wired
MPAP-200-MB-PD	Ring-Type, Series-Wired

## Specifications

- 120/240 Volt single phase service.
- Twin line-termination lugs #6-350 CU/AL per phase for looping.
- **UQFP** breaker factory-wired-in series with branch breaker bus.
- Furnished with space for (4) single or (1) double (240V C/B center-positions only) and two single pole universal style, plug-in circuit breakers in addition to main.
- Ringless version equipped with horn bypass as standard.
- For fifth terminal field-installed order kit **105J** in the 3 o'clock or 9 o'clock position.
- Direct rear-feed kit **PF-KR** included.
- **MR-2** sealing ring standard with ring-type cover.
- Rated for 22K AIC

## Notes

- Products are NEC 2020 compliant.
- Order K5194 for parallel to series field conversion kit.




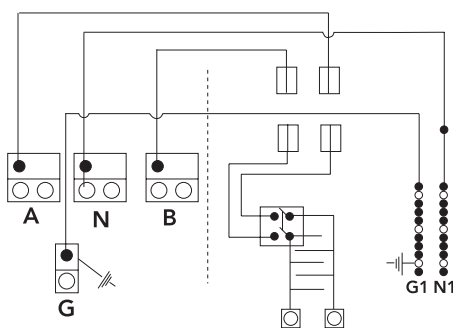
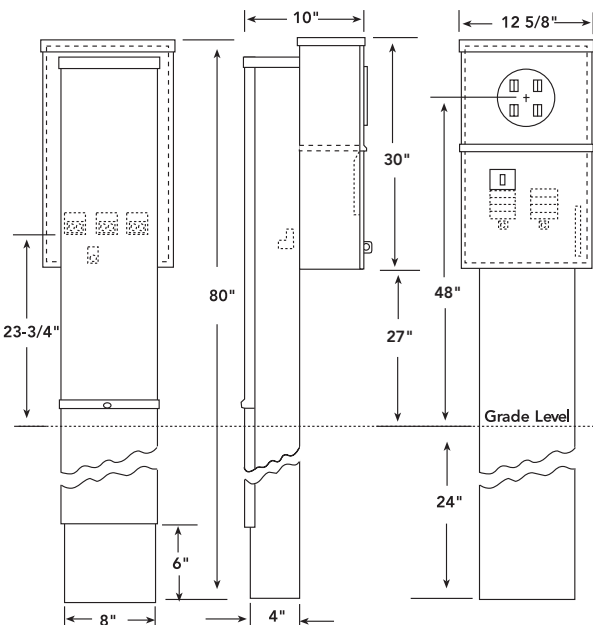

Please consult serving utility for their requirements prior to ordering or installing, as specifications and approvals vary by utility, and may require local electrical inspector approval. All installations must be installed by a licensed electrician and comply with all national and local codes, laws and regulations. Milbank reserves the right to make changes in specifications and features shown without notice or obligation. **WARNING** ⚠: This product can expose you to Chromium (hexavalent compounds) which is known to the State of California to cause cancer and/or birth defects or other reproductive harm. For more information, go to [www.P65Warnings.ca.gov](http://www.P65Warnings.ca.gov).

# Power Pedestals with Load Center

100-200 Amps Series MPRV and MPAP | Ring-Type



MPAP-200-MBLC-80



## 100-200 Amps | Load Center Power Outlets

Catalog Number	Description	Knockouts				
		1	2	3	4	5
MPRV-100-MBLC-80	100 Amps Metered Pedestal with (8) Circuit Load Center	2½	2	-	1¼	½, ¾
MPAP-200-MBLC-80	200 Amps Metered Pedestal with (8) Circuit Load Center	2½	2	-	1¼	½, ¾

## Specifications


- Pedestals are NEC 2020 compliant.
- UL-listed 100/200 Amps continuous duty meter socket.
- Approved for 120/240 Volt single phase service.
- Twin line-termination lugs #6-350 CU/AL per phase for looping. Rear termination.
- Space for (8) single, or (4) double and two single pole universal style plug-in circuit breakers.
- Series main breaker factory-installed.
- Direct-feed lugs standard.

Please consult serving utility for their requirements prior to ordering or installing, as specifications and approvals vary by utility, and may require local electrical inspector approval. All installations must be installed by a licensed electrician and comply with all national and local codes, laws and regulations. Milbank reserves the right to make changes in specifications and features shown without notice or obligation. **WARNING** ⚠: This product can expose you to Chromium (hexavalent compounds) which is known to the State of California to cause cancer and/or birth defects or other reproductive harm. For more information, go to [www.P65Warnings.ca.gov](http://www.P65Warnings.ca.gov).




# Replacement Parts


*Mobile Home Rebuild Kits*




**Catalog Number Z020-148-00-00-0**  
MPAP 200A Interior Rebuild Kit



**Catalog Number 020-147-00-00-0**  
MPRV 100A Interior Rebuild Kit



**Catalog Number RBK-1**  
Unicorn MPP (Pre-1969)  
Interior Rebuild Kit



**Catalog Number Z1050596**  
MPAP, MPRV and Unicorn MPP  
Lug Landing Assembly with Grounding Kit

**Above items sold as complete assemblies only.  
Individual components not available.**

Please consult serving utility for their requirements prior to ordering or installing, as specifications and approvals vary by utility, and may require local electrical inspector approval. All installations must be installed by a licensed electrician and comply with all national and local codes, laws and regulations. Milbank reserves the right to make changes in specifications and features shown without notice or obligation. **WARNING** ⚠: This product can expose you to Chromium (hexavalent compounds) which is known to the State of California to cause cancer and/or birth defects or other reproductive harm. For more information, go to [www.P65Warnings.ca.gov](http://www.P65Warnings.ca.gov).




# Replacement Parts

Mobile Home Rebuild Kits

75



**Catalog Number PF-BL**  
MPAP/MPRV Blank Deadfront  
with Hinged Cover



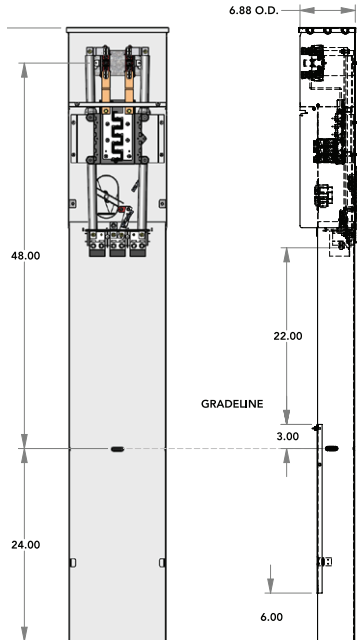
**Catalog Number PF-KR**  
MPAP/MPRV Rear Connector Kit



**Lug Cover for MPAP/MPRV**  
Order Catalog Number **403456-SC**  
(8-1/2" W X 20-1/2" H) for 72" Pedestals  
and Catalog Number **403457-SC** (8-1/2" W X 26-1/2" H)  
for 78" pedestals.

Please consult serving utility for their requirements prior to ordering or installing, as specifications and approvals vary by utility, and may require local electrical inspector approval. All installations must be installed by a licensed electrician and comply with all national and local codes, laws and regulations. Milbank reserves the right to make changes in specifications and features shown without notice or obligation. **WARNING** ⚠: This product can expose you to Chromium (hexavalent compounds) which is known to the State of California to cause cancer and/or birth defects or other reproductive harm. For more information, go to [www.P65Warnings.ca.gov](http://www.P65Warnings.ca.gov).





## Features and Benefits

- Circuit breaker interior has provisions for 12 full one-inch poles (including main).
- Rating: 100 Amp, 120/240V.
- Interiors will accept plug-in breakers. (GE, Cutler-Hammer, Siemens, SQD).
- Suitable for use as service equipment and mobile home service equipment.
- Rear-feed kit included in pedestal
- Twin 350 MCM line terminals (installed) provide optional loop-feed installation.
- 14-gauge corrosion resistant steel construction.
- NEMA 3R raintight enclosure.
- Padlock provision.
- Total unit height is 76". Burial depth is 24". Installed height from ground is 48" to meter center.
- Standard color: gray powder coat finish.
- EUSERC compliant drawing number 307.
- Pad-mount version available.

Catalog Number	Configuration
U6276-O-100S	(1) 100 Main Breaker Series-Wired
U6278-O-100S-55-G1	(1) 100 amp main breaker, (1) 14-50R and (1) 5-20GR, Munsell Green
U6278-O-100S-55	(1) 100 amp main breaker, (1) 14-50R and (1) 5-20GR, Gray

Catalog Number	Configuration
U6276-O-100S-75W-1013-PGE	(1) 100 Main Breaker Series-Wired (1) 50 Amps 14-50R (1) 30 Amps TT30 (1) 20 Amp 5-20GR Duplex RAL 1013 Green

## Notes

- Pedestals are NEC 2020 compliant.
- Contact factory for additional options.
- Extension kit and stabilizer foot available.
- Replacement parts available (covers, dead-fronts, receptacles, breakers).
- **U6278** pad mount requires the **K6295** (Gray) or **K6295-G1** (Munsell Green) pad-mount foot-kit sold separately.

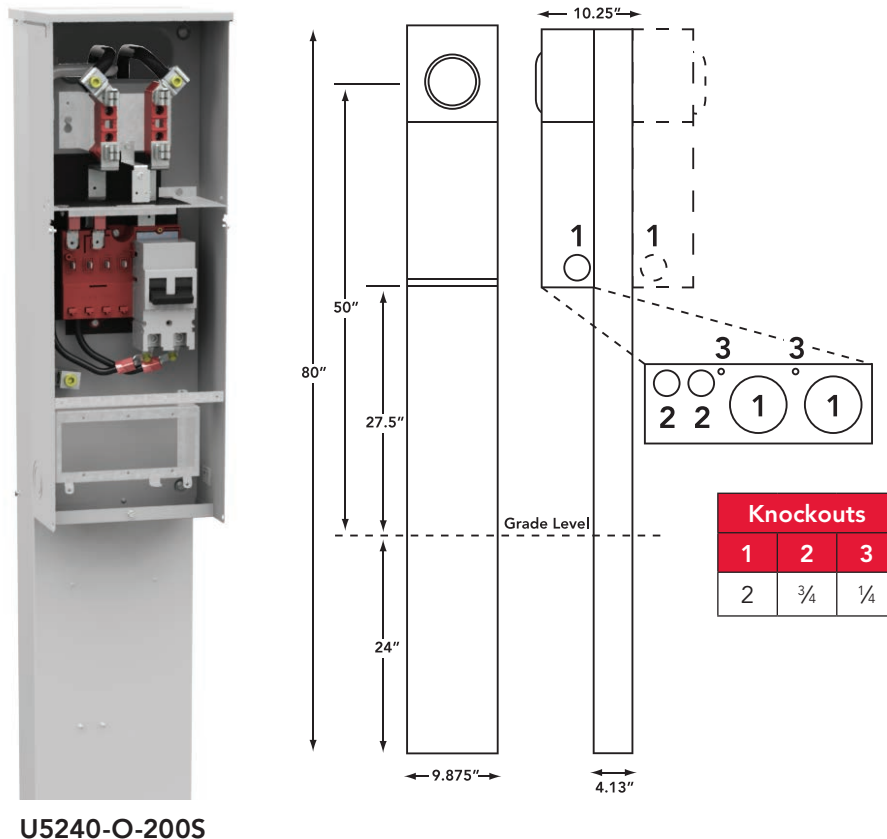


Please consult serving utility for their requirements prior to ordering or installing, as specifications and approvals vary by utility, and may require local electrical inspector approval. All installations must be installed by a licensed electrician and comply with all national and local codes, laws and regulations. Milbank reserves the right to make changes in specifications and features shown without notice or obligation. **WARNING** ⚠️: This product can expose you to Chromium (hexavalent compounds) which is known to the State of California to cause cancer and/or birth defects or other reproductive harm. For more information, go to [www.P65Warnings.ca.gov](http://www.P65Warnings.ca.gov).

# Service Pedestals

200 Amps | U5240 and U5241 Series | Ring-Type

77



U5240-O-200S

## Specifications

- Units with -100S or -200S are NEC 2020 compliant.
- Twin line-termination lugs #6-350 CU/AL per phase for looping.
- 200 Amps maximum, 120/240 Volt, single phase, three wire meter socket.
- Ring-type meter socket with stainless steel screw-type sealing ring.
- Short circuit withstand rating 22K AIC.
- NEMA 3R construction for durable outdoor use, one piece post – lockable and sealable.
- ANSI 61 gray polyester powder coat finish.
- Wire terminations accept copper or aluminum conductors.
- Line and neutral: (2) #6-350 kcmil per phase.
- Line ground: (4) #14-1/0.
- Load: see Circuit Breaker page.
- Load neutral: (1) #6-350 kcmil.
- Load ground: (2) #14-1/0, (4) #14/6.
- Milbank plug-in main circuit breaker. Available in 100, 125, 150 and 200 Amps. Type **UQFPH-M**.
- Four-circuit-plated copper interior accepts (2) two-pole or (4) one-pole standard plug-in type circuit breakers up to a total of 125 Amps maximum. Acceptable manufacturers: Cutler-Hammer, GE or Siemens.
- Factory or field-installable receptacle bridge and receptacle/circuit breaker kits available. See accessories.

Please consult serving utility for their requirements prior to ordering or installing, as specifications and approvals vary by utility, and may require local electrical inspector approval. All installations must be installed by a licensed electrician and comply with all national and local codes, laws and regulations. Milbank reserves the right to make changes in specifications and features shown without notice or obligation. **WARNING** ⚠: This product can expose you to Chromium (hexavalent compounds) which is known to the State of California to cause cancer and/or birth defects or other reproductive harm. For more information, go to [www.P65Warnings.ca.gov](http://www.P65Warnings.ca.gov).



## 200 Amps | 4 Terminals | Service Pedestals | Ring-Type

Catalog Number	Powerheads	Mounting	Main Breaker	Main CB	Circuits	Dimensions		
						D"	W"	H"
U5240-O-100S	Single	Direct Burial	UQFPH-M-100	100	4	10¼	10	80
U5240-O-200S	Single	Direct Burial	UQFPH-M-200	200	4	10¼	10	80
U5242-O-200S	Single	Pad-Mount	UQFPH-M-200	200	4	10¼	10	56
U5241-O-100S	Double	Direct Burial	(2) UQFPH-M-100	100	4	16	10	80
U5241-O-200S	Double	Direct Burial	(2) UQFPH-M-200	200	4	16	10	80
U5243-O-200S	Double	Direct Burial	(2) UQFPH-M-200	200	4	16	10	80

## Accessories

Catalog Number	Description
K5415	Stabilizer Foot with Hardware
K5035	Pad-Mount Kit with Hardware for U5242 and U5243
K5T	Fifth Terminal for 208y/120V 3-Wire Service
K5193	Bus Kit to Convert Series-Wired Main Breaker to Series
K5194	Wire Kit to Convert Parallel-Wired Main Breaker to Series
K3450	Telephone/CATV Mounting Bracket (Mounts Left or Right)
K5039	Penta Bolt Utility Cover

## Notes

- Up to two receptacles can be field installed in each power head. An additional deadfront, receptacle bridge and cover plate are required, consult factory.
- **K5415** stabilizer foot sold separately. Recommended for double pedestals.
- Pad-mount pedestals require **K5035** pad-mount kit. Order separately.
- Receptacles and circuit breakers can be found in the accessories section.



Please consult serving utility for their requirements prior to ordering or installing, as specifications and approvals vary by utility, and may require local electrical inspector approval. All installations must be installed by a licensed electrician and comply with all national and local codes, laws and regulations. Milbank reserves the right to make changes in specifications and features shown without notice or obligation. **WARNING** ⚠: This product can expose you to Chromium (hexavalent compounds) which is known to the State of California to cause cancer and/or birth defects or other reproductive harm. For more information, go to [www.P65Warnings.ca.gov](http://www.P65Warnings.ca.gov).

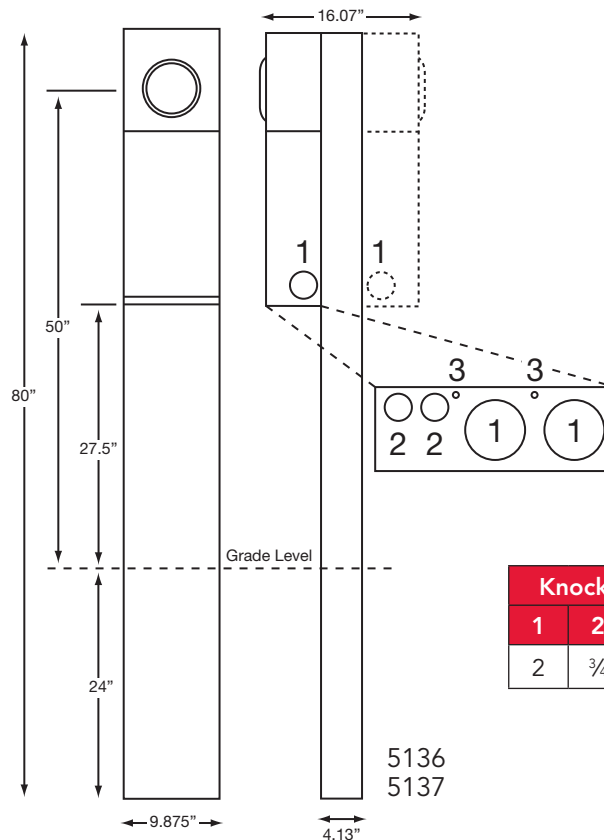
# Service Pedestals

200 Amps | Ringless

79



U5136-O-200S



Knockouts		
1	2	3
2	3/4	1/4

5136  
5137

## Specifications

- Units with -100S or -200S are NEC 2020 compliant.
- UL-listed.
- 200 Amps maximum, 120/240 V, 1Ø3W.
- Ringless type meter socket with stainless steel latch.
- Short circuit withstand rating 22K AIC.
- NEMA 3R construction for durable outdoor use.
- ANSI 61 gray polyester powder coat finish.
- Wire terminations accept copper or aluminum conductors.
- Line and Neutral: (2) #6-350 kcmil per phase.
- Line Ground: (4) #14-1/0.
- Load (CB): 2/0 to 300 kcmil per pole.
- Load neutral: (1) #6-350 kcmil.
- Load ground: (2) #14-1/0, (4) #14/6.
- Commercial grade, plug-in main circuit breaker. Available in 100, 125, 150 and 200 Amps. Type UQFP-H-M.
- 4 circuit-plated copper interior accepts (2) two-pole or (4) one-pole standard plug-in type circuit breakers. Branch circuit rated to 125 Amps max. Acceptable manufacturers: Milbank, Cutler-Hammer, GE or Siemens.
- Twin line-termination lugs #6-350 CU/AL per phase for looping.

Please consult serving utility for their requirements prior to ordering or installing, as specifications and approvals vary by utility, and may require local electrical inspector approval. All installations must be installed by a licensed electrician and comply with all national and local codes, laws and regulations. Milbank reserves the right to make changes in specifications and features shown without notice or obligation. **WARNING** ⚠: This product can expose you to Chromium (hexavalent compounds) which is known to the State of California to cause cancer and/or birth defects or other reproductive harm. For more information, go to [www.P65Warnings.ca.gov](http://www.P65Warnings.ca.gov).



## 100–200 Amps | Meter Main with Load Center Pedestals | Ringless

Catalog Number	Powerheads	Mounting	Amp	Main Breaker	Interior	Dimensions			Knockouts		
						D"	W"	H"	1	2	3
U5136-O-100S	Single	Direct Burial	100	UQFPH-M-100	4 circuit	10 $\frac{1}{4}$	10	80	2	$\frac{1}{2}, \frac{3}{4}$	$\frac{1}{4}$
U5136-O-200S	Single	Direct Burial	200	UQFPH-M-200	4 circuit	10 $\frac{1}{4}$	10	80	2	$\frac{1}{2}, \frac{3}{4}$	$\frac{1}{4}$
U5137-O-100S	Double	Direct Burial	100	(2) UQFPH-M-100	4 circuit	16 $\frac{1}{16}$	10	80	2	$\frac{1}{2}, \frac{3}{4}$	$\frac{1}{4}$
U5137-O-200S	Double	Direct Burial	200	(2) UQFPH-M-200	4 circuit	16 $\frac{1}{16}$	10	80	2	$\frac{1}{2}, \frac{3}{4}$	$\frac{1}{4}$
U5138-O-200S	Single	Pad-mount	200	UQFPH-M-200	4 circuit	10 $\frac{1}{4}$	10	56	2	$\frac{1}{2}, \frac{3}{4}$	$\frac{1}{4}$
U5139-O-200S	Double	Direct Burial	200	(2) UQFPH-M-200	4 circuit	16 $\frac{1}{16}$	10	80	2	$\frac{1}{2}, \frac{3}{4}$	$\frac{1}{4}$

## Accessories

Catalog Number	Description
K5415	Stabilizer Foot with Hardware
K5035	Pad-Mount Kit with Hardware for <b>U5138</b>
K5T	Fifth Terminal for 208y/120V 3-Wire Service
K5193	Bus Kit to Convert Series-Wired Main Breaker to Parallel
K5194	Wire Kit to Convert Parallel-Wired Main Breaker to Series
K3450	Telephone/CATV Mounting Bracket (mounts left or right)
K5039	Penta Bolt Utility Cover

## Notes

- **Parallel to series conversion:** For field converting from parallel-wired to series wired order **K5194**.
- **Fifth terminal:** For field-installed fifth terminal, order **K5T**.
- **Stabilizer foot:** For field-installed stabilizer foot, order **K5415**.
- **Penta bolt locking:** For field-installed pedestal fronts penta bolt locking, order **K5039**.
- **Pad-mount units:** Pad-mount pedestals require **K5035** pad-mount kit. Order separately. Up to two receptacles can be field installed in each power head. An additional deadfront, receptacle bridge and cover plate are required, consult factory.

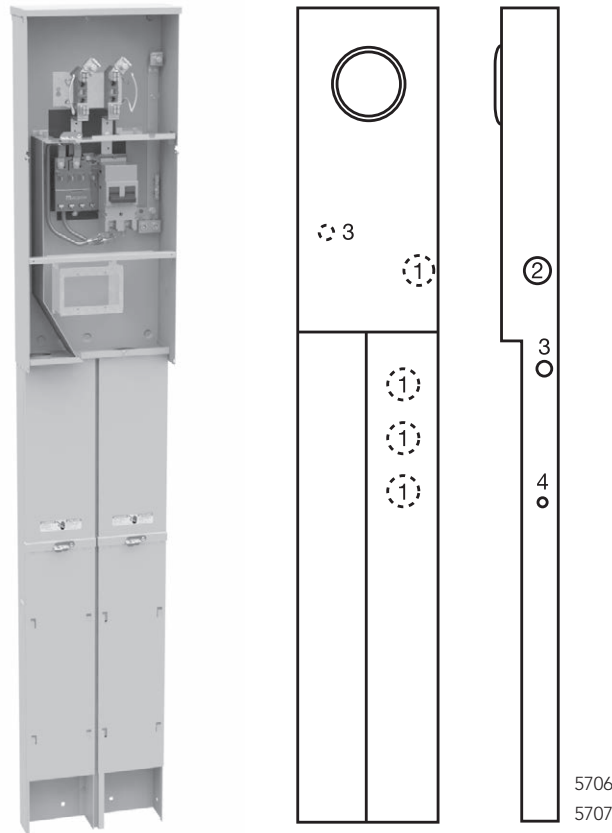


Please consult serving utility for their requirements prior to ordering or installing, as specifications and approvals vary by utility, and may require local electrical inspector approval. All installations must be installed by a licensed electrician and comply with all national and local codes, laws and regulations. Milbank reserves the right to make changes in specifications and features shown without notice or obligation. **WARNING** ⚠: This product can expose you to Chromium (hexavalent compounds) which is known to the State of California to cause cancer and/or birth defects or other reproductive harm. For more information, go to [www.P65Warnings.ca.gov](http://www.P65Warnings.ca.gov).

# Service Pedestals

U5706 Series | Ringless

81



U5706-O-2005

## Specifications

- Pedestals are NEC 2020 compliant.
- 200 Amps, 1Ø, 120/240 Volt, 22K AIC, underground service only.
- U5706 has ringless meter socket available with or without horn bypass (-KK).
- U5707 has ring-type meter socket with MR-4 screw-type meter ring.
- Suitable for use as service equipment, mobile home service equipment and temporary power service equipment.
- Direct burial pedestal suitable for free standing or structure mounted installation.
- Separate line and load wireways are removable, lockable and sealable for security.
- Left side is for utility connection. Right side is for customer underground load exit.
- Convenient knockouts in post for through-wall load exit requirements.
- NEMA 3R enclosure constructed with type G90 galvanized steel.
- Repaintable light gray polyester powder coat finish.
- Wire terminations accept copper or aluminum conductors. For line and neutral use #6-350, for ground use (4) #14-1/0.
- Main circuit breaker can be series- or parallel-connected.
- Universal four-circuit branch 125 Amps interior (up to (2) two-pole) accepts most manufacturers plug-in type circuit breakers.

See wiring diagram.

\*Provisions for up to two NEMA 3R in-use receptacle.

\*Order receptacle and bridge separately. See ordering information.

Please consult serving utility for their requirements prior to ordering or installing, as specifications and approvals vary by utility, and may require local electrical inspector approval. All installations must be installed by a licensed electrician and comply with all national and local codes, laws and regulations. Milbank reserves the right to make changes in specifications and features shown without notice or obligation. **WARNING** ⚠: This product can expose you to Chromium (hexavalent compounds) which is known to the State of California to cause cancer and/or birth defects or other reproductive harm. For more information, go to [www.P65Warnings.ca.gov](http://www.P65Warnings.ca.gov).



## 200 Amps | 4 Terminals | Meter Main Pedestal | Ringless

Catalog Number	Service	Bypass	Connectors CU/AL		Dimensions			Knockouts			
			Line	Load	D"	W"	H"	1	2	3	4
U5706-O-200S	UG	None	#6-350	CB	5½	14	80	2½	2	1	¼, ½
U5706-O-200S-KK	UG	Horn	#6-350	CB	5½	14	80	2½	2	1	¼, ½


## 200 Amps | 4 Terminals | Meter Main Pedestal | Ring-Type

Catalog Number	Service	Bypass	Connectors CU/AL		Dimensions			Knockouts			
			Line	Load	D"	W"	H"	1	2	3	4
U5707-O-200S	UG	None	#6-350	CB	5½	14	80	2½	2	1	¼, ½


## Notes

- **Fifth terminal:** For field-installed fifth terminal, order **K5T**.
- **Receptacles:** Maximum of two receptacles can be added. Contact Milbank for details.
- **Post extension kit:** To increase pedestal height, order field-installed post extension kit **K5708**.
- **Branch circuit breakers (four additional single-pole spaces):** Branch interior accepts most manufacturers' small frame plug-in type circuit breakers (GE, Siemens, Cutler-Hammer). Load center's four left stabs are rated up to 125 Amps total.

## Accessories



K5400-BRIDGE-1POS



K5400-BRIDGE-2POS



UQFPH-M-200



Please consult serving utility for their requirements prior to ordering or installing, as specifications and approvals vary by utility, and may require local electrical inspector approval. All installations must be installed by a licensed electrician and comply with all national and local codes, laws and regulations. Milbank reserves the right to make changes in specifications and features shown without notice or obligation. **WARNING** ⚠: This product can expose you to Chromium (hexavalent compounds) which is known to the State of California to cause cancer and/or birth defects or other reproductive harm. For more information, go to [www.P65Warnings.ca.gov](http://www.P65Warnings.ca.gov).

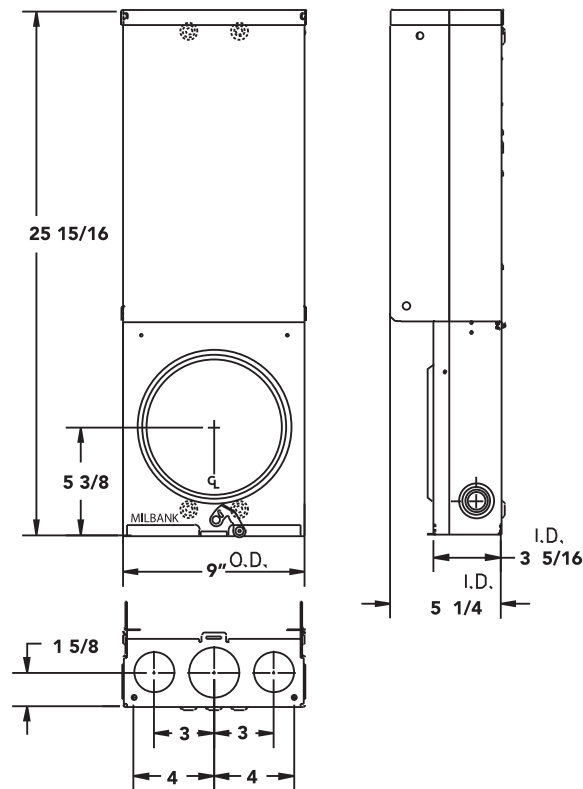
# Temporary Power

## U4908 and U4909 Underground Service Power Outlet

83



U4908-O-100MB-11GR



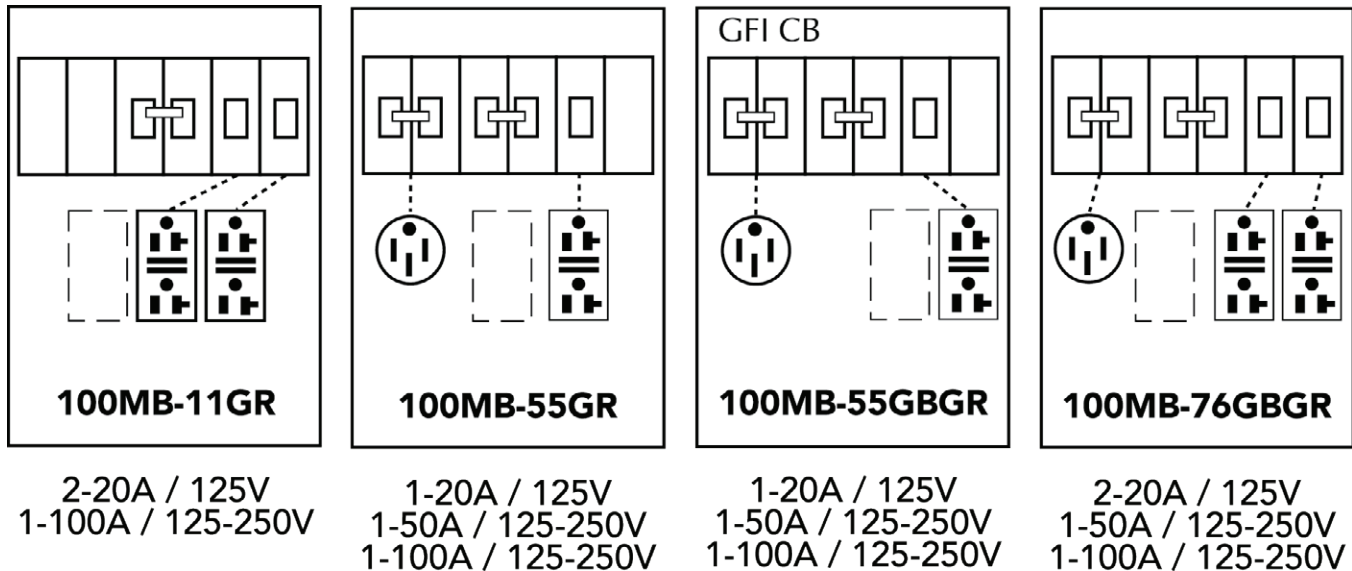
### Specifications

- Available in ringless style (U4908 series) or ring-type (U4909 series).
- UL-listed 100 Amps, 120/240 Volt – 1Ø Underground Service Power Outlets.
- Short circuit current withstand rating 10K RMS symmetrical Amperes.
- NEMA 3R welded enclosure for durable outdoor use.
- Enclosure constructed with galvanized 16-gauge steel.
- ANSI 61 gray polyester powder coat finish.
- Convenient concentric knockout configurations and mounting embosses.
- Wire terminations accept copper or aluminum conductors.
- Service – line and neutral: (1) #6-2/0
- Service - load ground: (2) 1/0-#14 and (4) #6-#14.
- Load Neutral: (2) 1/0-#14 and (4) #6-#14 Service Ground: #2-#8.
- Six circuit-plated copper interior accepts standard plug-in type circuit breakers.
- Three position **self-grounded** receptacle bridge accepts most standard NEMA receptacles with mounting plates.
- Four terminal, ringless meter socket with stainless steel locking hasp. Ring-type socket has aluminum **MR-2** snap-action sealing ring.
- Lockable hinge cover and deadfront are removable for installation and maintenance. Stay-open hinge cover has safety interlock on deadfront. Deadfront must be removed before hinge cover can be removed.
- Tamper-proof fastening available.

Please consult serving utility for their requirements prior to ordering or installing, as specifications and approvals vary by utility, and may require local electrical inspector approval. All installations must be installed by a licensed electrician and comply with all national and local codes, laws and regulations. Milbank reserves the right to make changes in specifications and features shown without notice or obligation. **WARNING** ⚠: This product can expose you to Chromium (hexavalent compounds) which is known to the State of California to cause cancer and/or birth defects or other reproductive harm. For more information, go to [www.P65Warnings.ca.gov](http://www.P65Warnings.ca.gov).



### U4908 and U4909 Standard Configurations



### Ordering Information

Catalog Number	Socket Type	Description
U4908-O-100MB-11GR	Ringless	Includes 100 Amps main breaker
U4908-O-100MB-55GBGR	Ringless	Includes 100 Amps main breaker
U4909-O-100MB-11GR	Ring-Type	Includes 100 Amps main breaker
U4909-O-100MB-55GBGR	Ring-Type	Includes 100 Amps main breaker
U4909-O-100MB-76GBGR	Ring-Type	Includes 100 Amps main breaker

### Specifications

- Flat cover may not close completely with twist locking devices in use. Order slope-front 3R cover #1107681 separately to use with twist lock-type receptacles.
- Stock item – availability subject to prior sale.
- Non-stock items – minimum order quantity required.
- Field installable main breaker kit: **K5400-100MBM**
- **NEC 2020 compliant:** Units with -100MB are NEC 2020 compliant.




Please consult serving utility for their requirements prior to ordering or installing, as specifications and approvals vary by utility, and may require local electrical inspector approval. All installations must be installed by a licensed electrician and comply with all national and local codes, laws and regulations. Milbank reserves the right to make changes in specifications and features shown without notice or obligation. **WARNING** ⚠: This product can expose you to Chromium (hexavalent compounds) which is known to the State of California to cause cancer and/or birth defects or other reproductive harm. For more information, go to [www.P65Warnings.ca.gov](http://www.P65Warnings.ca.gov).

# Temporary Power

## Metered Surface-Mount Power Outlet

85



U5865-XL-100MB-38GBGRW

### Specifications

- Product is NEC 2020 compliant.
- UL-listed 125 Amps, 120/240 Volt, 1Ø poweroutlet.
- Short circuit current withstand rating 10K RMS symmetrical amperes.
- NEMA 3R welded enclosure for durable outdoor use.
- ANSI 61 gray polyester powder coat finish.
- Wire terminations accept copper or aluminum conductors.
- Line and line neutral: 250-#6.
- Six circuit-plated copper interior accepts standard plug-in type circuit breakers.
- Components factory-wired with stranded copper wire.
- Lockable hinge cover and deadfront are removable for installation and maintenance.
- **U5865-XL-100MB-38GBGRW** includes: (1) L6-30, (1) 30A, 2P, 240V GFI Breaker, (2) 5-20GR GFI receptacles, (2) 20A, IP, 120V Breaker, (1) 100 Amps main breaker.

Please consult serving utility for their requirements prior to ordering or installing, as specifications and approvals vary by utility, and may require local electrical inspector approval. All installations must be installed by a licensed electrician and comply with all national and local codes, laws and regulations. Milbank reserves the right to make changes in specifications and features shown without notice or obligation. **WARNING** ⚠: This product can expose you to Chromium (hexavalent compounds) which is known to the State of California to cause cancer and/or birth defects or other reproductive harm. For more information, go to [www.P65Warnings.ca.gov](http://www.P65Warnings.ca.gov).



# Temporary Power

## Series U5001 Unmetered Surface-Mount Power Outlet

Catalog Number	Circuit Breaker Description
Q115	15 Amps – 1-Pole – 120/240 – Plug-In Circuit Breaker
Q120	20 Amps – 1-Pole – 120/240 – Plug-In Circuit Breaker
Q130	30 Amps – 1-Pole – 120/240 – Plug-In Circuit Breaker
Q220	20 Amps – 1-Pole – 120/240 – Plug-In Circuit Breaker
Q250	50 Amps – 2-pole – 120/240 – Plug-In Circuit Breaker
Q2100	100 Amps – 2-pole – 120/240 – Plug-In Circuit Breaker
708784-MO	20 Amps – GFCI – 1-Pole – 120/240 – Plug-In Circuit Breaker
708785-MO	30 Amps – GFCI – 1-Pole – 120/240 – Plug-In Circuit Breaker
707915-MO	50 Amps – GFCI – 1-Pole – 120/240 – Plug-In Circuit Breaker
703997-MO	50 Amps – Quad – 2-pole – 120/240 – Circuit Breaker

Catalog Number	Receptacle Description
708777-MO	20 Amps – 120V – NEMA 5-20R – Duplex Receptacle
708080-MO	20 Amps – 120V – NEMA 5-20 – GFCI Duplex Receptacle
704995-MO	20 Amps – 250V – NEMA 6-20R – Single Receptacle
701776-MO	30 Amps – 120V – NEMA TT-30R – Travel Trailer Receptacle
706761-MO	50 Amps – 120V – 3-pole – 3-Wire – NEMA 10-50R – Receptacle
Z700911-MO	50 Amps – 120/250V – 3-pole – 4-Wire – NEMA 14-50R – Receptacle

Catalog Number	Lug Landings and Breaker Base Description
Z1050596	MPRV/MPAP – Lug Landing (Twin #6-350 KCMIL)
Z020-148-00-00-0	MPAP – Complete Interior Assembly

### Note

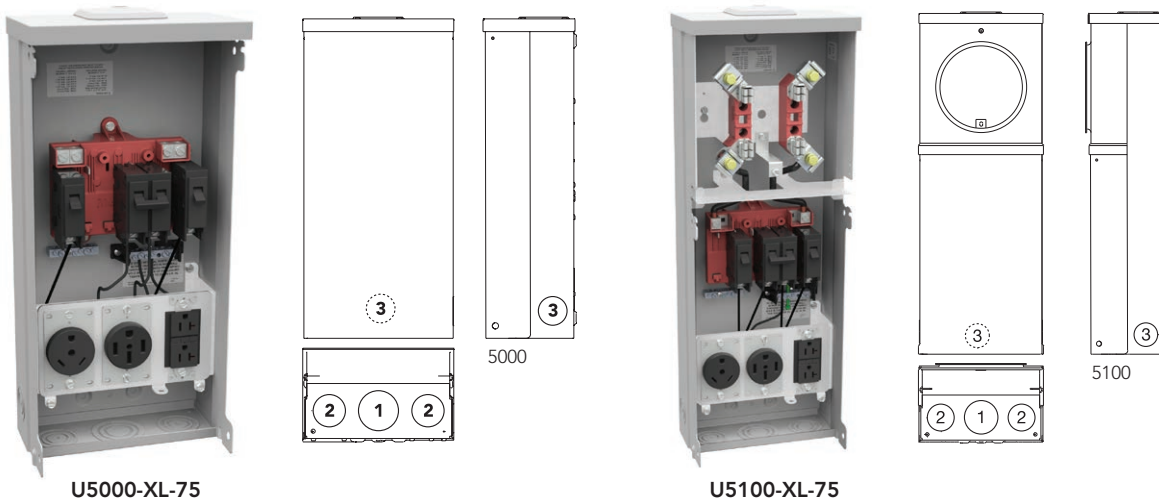
- The following brand names may be supplied when replacement circuit breakers are ordered:  
Cutler-Hammer/ Westinghouse – QP, BQC, BD, BR. Siemens/ITE – Q, QT. General Electric – TQ, THQ, THQL.  
Challenger – C, Q, QC, QP. Contact sales office for brand specific requirements.



Please consult serving utility for their requirements prior to ordering or installing, as specifications and approvals vary by utility, and may require local electrical inspector approval. All installations must be installed by a licensed electrician and comply with all national and local codes, laws and regulations. Milbank reserves the right to make changes in specifications and features shown without notice or obligation. **WARNING** ⚠: This product can expose you to Chromium (hexavalent compounds) which is known to the State of California to cause cancer and/or birth defects or other reproductive harm. For more information, go to [www.P65Warnings.ca.gov](http://www.P65Warnings.ca.gov).

# Surface-Mount Power Outlets

Millennium Series | 120/240V



## 125 Amps | Surface-Mount Power Outlets

Catalog Number	Metered/Unmetered	Receptacle Configuration	Circuit Breaker Configuration	Loop Feed	Connectors Line	Dimensions			Knockouts		
						D"	W"	H"	1	2	3
U5000-XL	Unmetered	—	—	Yes	(2) 1/0-#12	5½	9⅞	19¼	2	1½	1¼
U5000-XL-41	Unmetered	A	X	Yes	(2) 1/0-#12	5½	9⅞	19¼	2	1½	1¼
U5000-XL-55	Unmetered	B	Y	Yes	(2) 1/0-#12	5½	9⅞	19¼	2	1½	1¼
U5000-XL-75	Unmetered	C	Z	Yes	(2) 1/0-#12	5½	9⅞	19¼	2	1½	1¼
U5100-XL	Metered	—	—	No	#6-250	5½	9⅞	25	2	1½	1¼
U5100-XL-41	Metered	A	X	No	#6-250	5½	9⅞	25	2	1½	1¼
U5100-XL-55	Metered	B	Y	No	#6-250	5½	9⅞	25	2	1½	1¼
U5100-XL-75	Metered	C	Z	No	#6-250	5½	9⅞	25	2	1½	1¼

### Receptacle Configurations

A	B	C
(1) TT30R, (1) 5-20R GFI	(1) 14-50R, (1) 5-20R GFI	(1) 14-50R, (1) TT30R, (1) 5-20R GFI

### Circuit Breaker Configurations

X	Y	Z
(1) 30A, 1P, 120V (1) 20A, 1P, 120V	(1) 50A, 2P, 120/240V (1) 20A, 1P, 120V	(1) 50A, 2P, 120/240V (1) 30A, 1P, 120V (1) 20A, 1P, 120V

**NOTE**

These units are typically used for submetering applications.

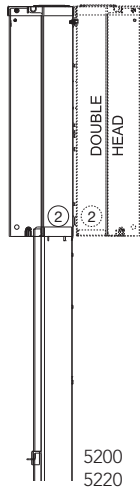
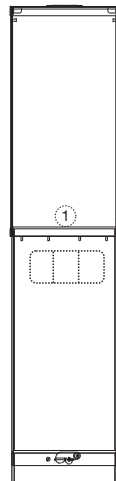
Contact factory for additional configurations not shown here.

Please consult serving utility for their requirements prior to ordering or installing, as specifications and approvals vary by utility, and may require local electrical inspector approval. All installations must be installed by a licensed electrician and comply with all national and local codes, laws and regulations. Milbank reserves the right to make changes in specifications and features shown without notice or obligation. **WARNING** ⚠: This product can expose you to Chromium (hexavalent compounds) which is known to the State of California to cause cancer and/or birth defects or other reproductive harm. For more information, go to [www.P65Warnings.ca.gov](http://www.P65Warnings.ca.gov).

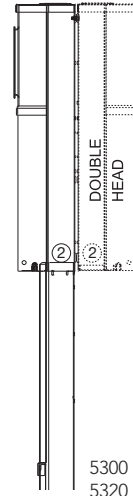
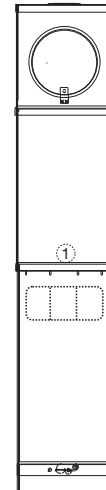




U5200-XL-75



U5300-O-75



## 125 Amps | Power Outlet Pedestals

Catalog Number	Double Head Catalog Number	Metered/Unmetered	Receptacle Configuration	Circuit Breaker Configuration	Dimensions			Mounting Type
					D"	W"	H"	
U5200-XL	U5220-XL	Unmetered	—	—	5 <sup>5</sup> / <sub>16</sub>	9 <sup>7</sup> / <sub>8</sub>	64 <sup>1</sup> / <sub>2</sub>	Direct Burial
U5200-XL-41	U5220-XL-41	Unmetered	A	X	5 <sup>5</sup> / <sub>16</sub>	9 <sup>7</sup> / <sub>8</sub>	64 <sup>1</sup> / <sub>2</sub>	Direct Burial
U5200-XL-55	U5220-XL-55	Unmetered	B	Y	5 <sup>5</sup> / <sub>16</sub>	9 <sup>7</sup> / <sub>8</sub>	64 <sup>1</sup> / <sub>2</sub>	Direct Burial
U5200-XL-75	U5220-XL-75	Unmetered	C	Z	5 <sup>5</sup> / <sub>16</sub>	9 <sup>7</sup> / <sub>8</sub>	64 <sup>1</sup> / <sub>2</sub>	Direct Burial
U5300-O	U5320-O	Metered	—	—	5 <sup>5</sup> / <sub>16</sub>	9 <sup>7</sup> / <sub>8</sub>	70 <sup>1</sup> / <sub>4</sub>	Direct Burial
U5300-O-41	U5320-O-41	Metered	A	X	5 <sup>5</sup> / <sub>16</sub>	9 <sup>7</sup> / <sub>8</sub>	70 <sup>1</sup> / <sub>4</sub>	Direct Burial
U5300-O-55	U5320-O-55	Metered	B	Y	5 <sup>5</sup> / <sub>16</sub>	9 <sup>7</sup> / <sub>8</sub>	70 <sup>1</sup> / <sub>4</sub>	Direct Burial
U5300-O-75	U5320-O-75	Metered	C	Z	5 <sup>5</sup> / <sub>16</sub>	9 <sup>7</sup> / <sub>8</sub>	70 <sup>1</sup> / <sub>4</sub>	Direct Burial

### Notes

- Receptacle configurations - Reference chart on page 93.

### NOTE







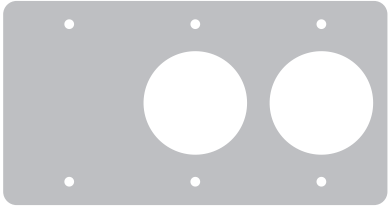



These units are typically used for submetering applications. Contact factory for additional configurations not shown here. Pad-mount is available. Contact factory for information.



Please consult serving utility for their requirements prior to ordering or installing, as specifications and approvals vary by utility, and may require local electrical inspector approval. All installations must be installed by a licensed electrician and comply with all national and local codes, laws and regulations. Milbank reserves the right to make changes in specifications and features shown without notice or obligation. **WARNING** ⚠: This product can expose you to Chromium (hexavalent compounds) which is known to the State of California to cause cancer and/or birth defects or other reproductive harm. For more information, go to [www.P65Warnings.ca.gov](http://www.P65Warnings.ca.gov).

# Replacement Receptacle Plates

For Millennium Series Products

		
K5920-75	K5920-10GR	K5920-54
		
K5920-11GR	K5920-522	K5920-41
		
K5920-58	K5920-111GR	K5920-BLANK
		
K5920-38		


## Notes

- For application details, consult factory.


Please consult serving utility for their requirements prior to ordering or installing, as specifications and approvals vary by utility, and may require local electrical inspector approval. All installations must be installed by a licensed electrician and comply with all national and local codes, laws and regulations. Milbank reserves the right to make changes in specifications and features shown without notice or obligation. **WARNING** ⚠: This product can expose you to Chromium (hexavalent compounds) which is known to the State of California to cause cancer and/or birth defects or other reproductive harm. For more information, go to [www.P65Warnings.ca.gov](http://www.P65Warnings.ca.gov).




### Internal LED Light Kits for Unmetered Power Outlets (U5000 and U5200)

<b>Application</b>	Internal light kit for unmetered power outlets.	
<b>LED Features</b>	Includes new LED light, lamp shield and opaque hinge cover lens. Factory-wired to 20 Amps GFI circuit. May be wired to separate 20 Amps circuit breaker. Order <b>Q120</b> separately.  Cover on unmetered power outlet is 19 $\frac{1}{8}$ " in height.	
<b>Ordering</b>	Order with <b>-LD</b> suffix (after catalog number) for factory-installed.  Order catalog number <b>K6212</b> for field-installed.	

### Internal Florescent Light Kits for Unmetered Power Outlets (U5000 and U5200)

<b>Application</b>	Internal light kit for unmetered power outlets.	
<b>Fluorescent Features</b>	Includes five-watt fluorescent lamp socket, ballast, lamp shield and opaque hinge cover lens. Factory-wired to 20 Amps GFCI circuit. May be wired to separate 20 Amps circuit breaker. Order <b>Q120</b> separately.  Cover on unmetered power outlet is 19 $\frac{1}{8}$ " in height.	
<b>Ordering</b>	Order with <b>-L</b> suffix (after catalog number) for factory-installed.  Order catalog number <b>K5411</b> for field-installed.	

### Photoelectric Light Control Kit

<b>Application</b>	Photoelectric light control kit for <b>K5411</b> light kits.	
<b>Features</b>	2.5 Amps, 120 Volt photo electrical control wired-in series with <b>K5411</b> light kits.	
<b>Ordering</b>	Order with <b>-LPC</b> suffix for factory-installed light and PE control.  Order catalog number <b>K5413</b> for field-installed.	

**WARNING!**

Always disconnect power prior to installing these devices.





Please consult serving utility for their requirements prior to ordering or installing, as specifications and approvals vary by utility, and may require local electrical inspector approval. All installations must be installed by a licensed electrician and comply with all national and local codes, laws and regulations. Milbank reserves the right to make changes in specifications and features shown without notice or obligation. **WARNING** ⚠: This product can expose you to Chromium (hexavalent compounds) which is known to the State of California to cause cancer and/or birth defects or other reproductive harm. For more information, go to [www.P65Warnings.ca.gov](http://www.P65Warnings.ca.gov).


# Lighting Accessories

For Millennium Series Products

## Internal Light Kits for Metered Power Outlets (U5100 and U5300)

<b>Application</b>	Internal light kit for metered power outlets.	
<b>LED Features</b>	Includes new LED light, lamp shield and opaque hinge cover lens. Factory-wired to 20 Amps GFI circuit. May be wired to separate 20 Amps circuit breaker. Order <b>Q120</b> separately.  Cover on metered power outlet is 15¼" in height.	
<b>Ordering</b>	Order with <b>-LD</b> suffix (after catalog number) for factory-installed.  Order catalog number <b>K6213</b> for field-installed.	
<b>Application</b>	Internal light kit for metered power outlets.	
<b>Fluorescent Features</b>	Includes five-watt fluorescent lamp socket, ballast, lamp shield and opaque hinge cover lens. Factory-wired to 20 Amps GFI circuit. May be wired to separate 20 Amps circuit breaker. Order <b>Q120</b> separately.  Cover on metered power outlet is 15¼" in height.	
<b>Ordering</b>	Order with <b>-L</b> suffix (after catalog number) for factory-installed.  Order catalog number <b>K5412</b> for field-installed.	

## Photoelectric Light Control Kit

<b>Application</b>	Photoelectric light control kit for <b>K5412</b> light kits.	
<b>Features</b>	2.5 Amps, 120 Volt photo electrical control wired-in series with <b>K5412</b> light kits.	
<b>Ordering</b>	Order with <b>-LPC</b> suffix for factory-installed light and PE control.  Order catalog number <b>K5413</b> for field-installed.	


### WARNING!

Always disconnect power prior to installing these devices.


Please consult serving utility for their requirements prior to ordering or installing, as specifications and approvals vary by utility, and may require local electrical inspector approval. All installations must be installed by a licensed electrician and comply with all national and local codes, laws and regulations. Milbank reserves the right to make changes in specifications and features shown without notice or obligation. **WARNING** ⚠: This product can expose you to Chromium (hexavalent compounds) which is known to the State of California to cause cancer and/or birth defects or other reproductive harm. For more information, go to [www.P65Warnings.ca.gov](http://www.P65Warnings.ca.gov).

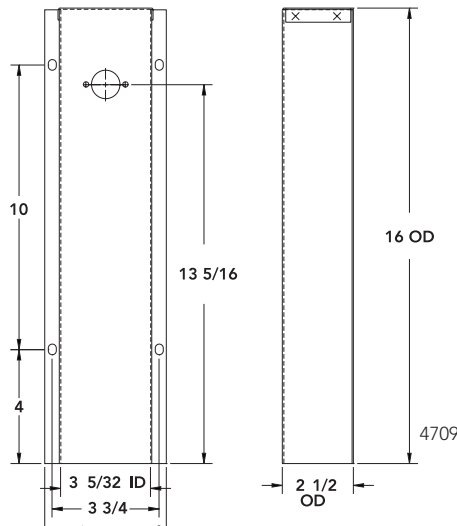


### Telephone and Cable TV Kit

<b>Application</b>	Mounts to rear of pedestal series <b>U5200</b> and <b>U5300</b> . May also be adaptable to a wooden or similar structure.	 <p><b>K4709-02-3R</b>      <b>K4709-02</b></p>
<b>Features</b>	<p>Single: 16" galvanized raceway, (1) RJ11 telephone jack and (1) Type F coaxial CATV jack.</p> <p>Dual: 16" galvanized raceway, (2) RJ11 telephone jacks and (1) Type F coaxial CATV jack.</p> <p>Includes mounting hardware and instructions.</p>	
<b>Ordering</b>	Single line telephone and cable TV kit order <b>K4709-02</b> .	
<b>Note</b>	Confirm acceptability with cable TV and telephone provider before ordering or installing these devices.	

### Water Shroud with Hardware

<b>Application</b>	Used to cover water pipe and provide means to mount hose bib to rear of pedestal.	
<b>Features</b>	<p>Includes mounting hardware and instructions.</p> <p>Matches <b>K4709</b> kits when mounted side-by-side.</p>	
<b>Ordering</b>	Order catalog number <b>K4709-WS</b> .	




Please consult serving utility for their requirements prior to ordering or installing, as specifications and approvals vary by utility, and may require local electrical inspector approval. All installations must be installed by a licensed electrician and comply with all national and local codes, laws and regulations. Milbank reserves the right to make changes in specifications and features shown without notice or obligation. **WARNING** ⚠: This product can expose you to Chromium (hexavalent compounds) which is known to the State of California to cause cancer and/or birth defects or other reproductive harm. For more information, go to [www.P65Warnings.ca.gov](http://www.P65Warnings.ca.gov).




# Pedestal Mounting Accessories

For Millennium Series Products


## Field-Installed Pad-mount Kit

<b>Application</b>	Field-installed pad-mount kit with (6) ¾" mounting holes.	
<b>Features</b>	Includes ¼-20 stainless steel hardware to attach pad-mount base to post. Anchor bolt kit sold separately (order catalog number <b>K5421</b> ).	
<b>Ordering</b>	Order catalog number <b>K5410</b> .	

## Stabilizer Foot with Hardware

<b>Application</b>	Stabilizes direct burial-type posts in unstable soil conditions.	
<b>Features</b>	Includes ¼-20 hardware to attach to <b>U5200</b> and <b>U5300</b> pedestals.	
<b>Ordering</b>	Order catalog number <b>K5415</b> .	


## Anchor Bolt Kit

<b>Application</b>	Concrete anchor bolt kit designed to attach pad-mount base to concrete.	
<b>Features</b>	Four sets of zinc-plated ¾-11 x 10" bolt with 2" toe. Includes nut and flat washer.	
<b>Ordering</b>	Order catalog number <b>K5421</b> .	


Please consult serving utility for their requirements prior to ordering or installing, as specifications and approvals vary by utility, and may require local electrical inspector approval. All installations must be installed by a licensed electrician and comply with all national and local codes, laws and regulations. Milbank reserves the right to make changes in specifications and features shown without notice or obligation. **WARNING** ⚠: This product can expose you to Chromium (hexavalent compounds) which is known to the State of California to cause cancer and/or birth defects or other reproductive harm. For more information, go to [www.P65Warnings.ca.gov](http://www.P65Warnings.ca.gov).







### Field-Installed Meter Kits

<b>Application</b>	Field-installed meter kit for <b>U5000</b> and <b>U5200</b> power outlets.	 <p><b>K4800-D</b> Digital</p>
<b>Features</b>	100 Amps cast meter socket, <b>CL-200D</b> E-Z Read Meter, sealing ring, security seal, 1" Milbank hub, nipple and mounting screws.  See CL200 for watt-hour meter specification.	
<b>Ordering</b>	Order catalog number or <b>K4800-D digital meter kit</b> .	

### E-Z Read Watt-hour Meter

<b>Application</b>	200 Amps E-Z Read watt-hour meter designed to be field-installed on the <b>U5100</b> and <b>U5300</b> metered power outlets.	 <p><b>CL200-D</b> Digital</p>
<b>Features</b>	200 Amps form 2S 120/240 Volt.  Numeric readout in full kilowatt increments. No "tenths" dial; digital readout option available.  Remanufactured within 1% accuracy.	
<b>Ordering</b>	Order catalog number <b>CL200-D</b> .	

### Single Receptacle Only Power Outlet

<b>Application</b>	Overhead/underground power outlet receptacle, suitable for RV, temporary service, campground, marina and boatyard equipment.			 <p>Note: The P-13WR and P-54WR come with new code-compliant weather resistant type receptacles.</p>
<b>Features</b>	NEMA 3R, 120/240 Volt single phase.  Lockable cover.  Breaker not included (in receptacle box).			
<b>Ordering</b>	Order catalog number from chart below.			
<b>Receptacle Options</b>	 <b>P-10GWR</b> 20A 5-20GR 120V GFI	 <b>P-13WR</b> 30A TT-30R 120V	 <b>P-54WR</b> 50A 14-50R 120/240V	





**WARNING!**  
Always disconnect power prior to installing these devices.






Please consult serving utility for their requirements prior to ordering or installing, as specifications and approvals vary by utility, and may require local electrical inspector approval. All installations must be installed by a licensed electrician and comply with all national and local codes, laws and regulations. Milbank reserves the right to make changes in specifications and features shown without notice or obligation. **WARNING** ⚠: This product can expose you to Chromium (hexavalent compounds) which is known to the State of California to cause cancer and/or birth defects or other reproductive harm. For more information, go to [www.P65Warnings.ca.gov](http://www.P65Warnings.ca.gov).

# Replacement Parts and Accessories

For Millennium Series Products




			
<b>Q120</b> 20 Amps, 1-Pole Circuit Breaker	<b>708784-MO</b> 20 Amps, 1-Pole GFI Circuit Breaker	<b>Q130</b> 30 Amps, 1-Pole Circuit Breaker	<b>Q250</b> 50 Amps, 2-Pole Circuit Breaker




Main Breaker Kit Part number	Metered/Unmetered Surface-Mount/ Pedestal	Amps
K5400-100MBM	Metered	100
K5400-100MBU	Unmetered	100

		
<b>Z918466-AC</b> Lug Landing Base	<b>Z917602-AC</b> Circuit Breaker Base (6-Circuit)	<b>Z915141-AC</b> Left or Right Meter Block Assembly

Please consult serving utility for their requirements prior to ordering or installing, as specifications and approvals vary by utility, and may require local electrical inspector approval. All installations must be installed by a licensed electrician and comply with all national and local codes, laws and regulations. Milbank reserves the right to make changes in specifications and features shown without notice or obligation. **WARNING** ⚠️: This product can expose you to Chromium (hexavalent compounds) which is known to the State of California to cause cancer and/or birth defects or other reproductive harm. For more information, go to [www.P65Warnings.ca.gov](http://www.P65Warnings.ca.gov).



		
<p><b>Z918449-SC</b> (19" Unmetered) <b>Z918447-SC</b> (15" Metered) Hinge cover</p>	<p><b>Z818052-SC</b> (19" Unmetered) <b>Z818480-SC</b> (15" Metered) Deadfront</p>	<p><b>MR-2</b> Snap-Action Sealing Ring</p>

		
<p><b>Z708080-MO</b> 20 Amps GFI Receptacle NEMA 5-20GR</p>	<p><b>Z701776-MO</b> 30 Amps Receptacle NEMA TT-30</p>	<p><b>Z708767-MO</b> 50 Amps Receptacle NEMA 14-50R</p>



Please consult serving utility for their requirements prior to ordering or installing, as specifications and approvals vary by utility, and may require local electrical inspector approval. All installations must be installed by a licensed electrician and comply with all national and local codes, laws and regulations. Milbank reserves the right to make changes in specifications and features shown without notice or obligation. **WARNING** ⚠️: This product can expose you to Chromium (hexavalent compounds) which is known to the State of California to cause cancer and/or birth defects or other reproductive harm. For more information, go to [www.P65Warnings.ca.gov](http://www.P65Warnings.ca.gov).

# Recreational Vehicle

600-1200 Amps | Pad-Mounted Panel Board




## Specifications

- 600 to 1200 Amps, 120/240 Volt, 1Ø distribution bus accepts up to (6) 2-pole, 200 Amps circuit breakers. Order from chart below.
- Economical alternative to costly wall-hung or strut-mounted panelboards and load centers.
- Low profile, aesthetic design can be located near utility transformers or fed from a main service to a convenient location.
- Pad-mounted NEMA 3R powder coated aluminum enclosure – standard color is gray.
- Hinge door and lift-off rear service door are lockable and sealable for security.

**NOTE:** Consult local code enforcement for pad size requirements. Order catalog number **CP-24-PDMNT-CALT** pad-mount base or catalog number **CP-ABK5/8** anchor bolt kit separately.

## Circuit Breakers

Catalog Number	Amps	Phase	Volts	Connectors CU/AL		Dimensions		
				Line	Load	D"	W"	H"
CP3B-AUX-1200	1200	1Ø	120/240	(3) 1-600 kcmil/Ø or (3) 2-250 kcmil/Ø	See Circuit Breaker	17	24	41



## Circuit Breakers

200 Amps Frame | Plug-In | 10K AIC | Two-Pole | Common Trip

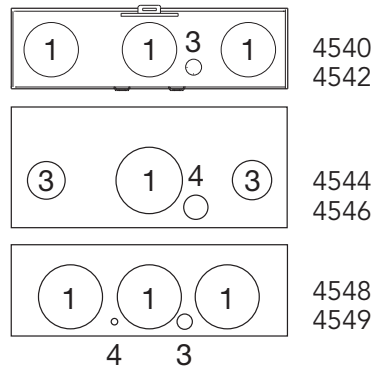
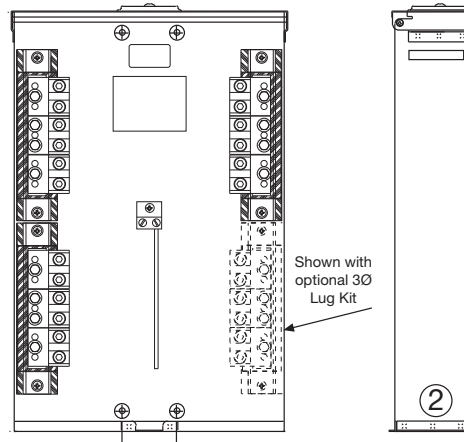
Two-pole Rating	10K AIC Plug-In	Package Quantity	Connectors CU/AL	
			Line	Load
100	UQFP-100	1	#3-#1 – #1-1/0	
125	UQFP-125	1	#3-#1 – #1-1/0	
150	UQFP-150	1	1/0-300 – 2/0-300	
175	UQFP-175	1	1/0-300 – 2/0-300	
200	UQFP-200	1	1/0-300 – 2/0-300	

Please consult serving utility for their requirements prior to ordering or installing, as specifications and approvals vary by utility, and may require local electrical inspector approval. All installations must be installed by a licensed electrician and comply with all national and local codes, laws and regulations. Milbank reserves the right to make changes in specifications and features shown without notice or obligation. **WARNING** ⚠: This product can expose you to Chromium (hexavalent compounds) which is known to the State of California to cause cancer and/or birth defects or other reproductive harm. For more information, go to [www.P65Warnings.ca.gov](http://www.P65Warnings.ca.gov).





U4540-XL



Terminal Boxes | 1Ø and 3Ø | 120/240V

Catalog Number	Amps	Phase	Volts	Hub	1Ø to 3Ø Kit	Connectors CU7AL	Dimensions			Knockouts				
							D"	W"	H"	1	2	3	4	5
U4544-XL	100	1	120/240	C.P.	K4543	(6) #12-1/0	4 1/8	9 13/16	18	—	2	2	1	1/4, 1/2
U4546-XL	100	3	600	C.P.	N/A	(6) #12-1/0	4 1/8	9 13/16	18	—	2	2	1	1/4, 1/2
U4540-XL	200	1	120/240	C.P.	K4539	(6) #6-350	4 1/8	14 13/16	23	—	1 1/4	2 1/2	2 1/2	1/4, 1/2
U4542-XL	200	3	600	C.P.	N/A	(6) #6-350	4 1/8	14 13/16	23	—	1 1/4	2 1/2	2 1/2	1/4, 1/2
U4548-RXL	400	1	120/240	C.P.	K4547	(3) #6-350 or (2) #4-600	5	15 1/2	27	3	3	3	1/4, 1/2	1/4
U4549-RXL	400	3	600	C.P.	N/A	(3) #6-350 or (2) #4-600	5	15 1/2	27	3	3	3	1/4, 1/2	1/4

Notes


- **Hub:** Standard hub opening on top with closing plate attached.
- **Features:** UL-listed padlockable NEMA 3R enclosure.
- **3Ø 120/240V application:** Field-installable 3Ø lug kit converts 1Ø unit to 3Ø unit.



Please consult serving utility for their requirements prior to ordering or installing, as specifications and approvals vary by utility, and may require local electrical inspector approval. All installations must be installed by a licensed electrician and comply with all national and local codes, laws and regulations. Milbank reserves the right to make changes in specifications and features shown without notice or obligation. **WARNING** ⚠: This product can expose you to Chromium (hexavalent compounds) which is known to the State of California to cause cancer and/or birth defects or other reproductive harm. For more information, go to [www.P65Warnings.ca.gov](http://www.P65Warnings.ca.gov).

# Dry Type Transformers

With Distribution for RV and Mobile Home Park Applications

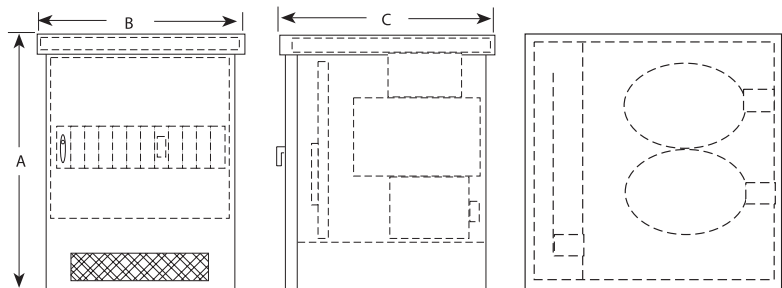


480 Volts to 120/240 Single Phase		
Catalog Number	KVA	Weight
10URMD*	100	1050 lbs.
16URMD*	167½	1400 lbs.
20URMD*	200	1650 lbs.
25URMD	250	1950 lbs.

Voltage	Dimensions		
	A	B	C
480V, A	48"	38"	40"
2400V, A	48"	41"	53"

\* UL-listed

2400 Volts to 120/240 Single Phase		
Catalog Number	KVA	Weight
10URMD24	100	1050 lbs.
16URMD24	167½	1400 lbs.
20URMD24	200	1650 lbs.
25URMD24	250	1950 lbs.



## Specifications

- Built in accordance with NEMA, ASA and AIEEE standards. Designed and tested to withstand 150% of rated load for two continuous hours. Consult local utility for acceptance of this product.
- Integrated design of the enclosure, core and coil, and secondary distribution panel permits convenient vertical line and load terminations.
- Primary and/or secondary main circuit breaker protection available. Consult local utility for 480 Volt overcurrent protection requirements. Single fuse primary overcurrent protection provided on 2400 Volt and above units.
- Other primary voltages available: 4160, 4800, 7200, 7960, and 12,470. Consult factory. Not UL-listed.

## Core and Coil

- Aluminum-wound (copper available)
- Standard voltage taps at 2FCAN and 4FCBN
- Rated at 150° C temperature rise

## Distribution Bus

- 1600 Amps tin-plated aluminum
- Space available for up to (12) circuit breakers – 1600 Amps maximum
- Uses Milbank type UQFP-100 through 200 Amps circuit breakers (see page 117-118)


Please consult serving utility for their requirements prior to ordering or installing, as specifications and approvals vary by utility, and may require local electrical inspector approval. All installations must be installed by a licensed electrician and comply with all national and local codes, laws and regulations. Milbank reserves the right to make changes in specifications and features shown without notice or obligation. **WARNING** ⚠: This product can expose you to Chromium (hexavalent compounds) which is known to the State of California to cause cancer and/or birth defects or other reproductive harm. For more information, go to [www.P65Warnings.ca.gov](http://www.P65Warnings.ca.gov).

## Enclosure

- NEMA 3R enclosure
- Powder coated galvanized steel (aluminum available)
- Lockable primary and secondary doors
- Lifting hooks and fork lift slots provided



**Milbank's Power Distribution & Controls equipment** are an alternative to unsightly and inefficient strut and backboard structures. Easy to install power distribution and controls are an attractive, secure, easy-to-install and cost-effective solution for underground remote site power distribution. Cabinets are weather-resistant enclosures that can be crafted to suit any environment with various mounting options. Each individual unit features a utility pull section with an optional meter socket and a separate customer section with distribution and control equipment.



Strut and Backboard




Commercial Pedestal

## UL-Listed as Industrial Control Equipment (File E113855)

### Standard Features

- NEMA Type 3R rain-resistant, vandal-resistant cabinet of polyurethane powder coated steel (aluminum or stainless steel also available).
- UL-listed as enclosed industrial control equipment (UL508A).
- Isolated lockable and sealable utility metering and lug landing sections.
- Lockable customer section for distribution and control equipment with internal deadfront.
- Print pocket inside customer section door contains wiring schematics and installation instructions.
- Load centers are UL-listed for use with various manufacturers' circuit breakers.
- All stainless steel external hardware (screws, bolts, hinges, handles, hasps and sealing screws).



Please consult serving utility for their requirements prior to ordering or installing, as specifications and approvals vary by utility, and may require local electrical inspector approval. All installations must be installed by a licensed electrician and comply with all national and local codes, laws and regulations. Milbank reserves the right to make changes in specifications and features shown without notice or obligation. **WARNING** ⚠: This product can expose you to Chromium (hexavalent compounds) which is known to the State of California to cause cancer and/or birth defects or other reproductive harm. For more information, go to [www.P65Warnings.ca.gov](http://www.P65Warnings.ca.gov).

# Power Distribution & Controls

Attractive | Easy-to-Install | Secure | Cost-Effective

1 0 1



## Applications

These units are ideal for controlling and metering:

- Traffic signals and street lighting for municipalities.
- Power distribution for electric vehicle charging stations.
- Communication equipment such as cell towers and telephone vaults.
- Event power for fairgrounds, outdoor markets, portable offices, holiday lights, etc.
- Outdoor lighting for athletic fields, tennis and basketball courts, parking lots, landscaping and subdivision entrances.

## Available Factory-Installed Options


- Meter sockets: ring type or ringless, up to 400 Amps
- Main and branch breakers or T fuses
- Distribution: copper load centers and panelboards
- Clocks, timers and relays
- Photoelectric cells and controls
- Various power receptacles: pin and sleeve, twist lock or straight blade
- Contactors: lighting, definite purpose, motor starters
- Surge protection and lightning arresters
- Generator inlets with interlocked breakers
- Push button controls
- Thermostat controls, fans and heating strips
- Power blocks and Terminals blocks
- Steel, aluminum and plywood backboards
- Transformers
- Interlock devices for circuit breakers

## Options

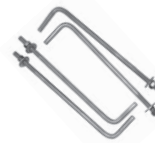
- Available in steel, aluminum (raw painted or anodized) or stainless steel construction with powder coated finish available in eight standard colors or special-ordered RAL colors.
- Available for applications up to 400 Amps, 120V, 208V, 240V, 277V, 480V - 1Ø or 3Ø.

Please consult serving utility for their requirements prior to ordering or installing, as specifications and approvals vary by utility, and may require local electrical inspector approval. All installations must be installed by a licensed electrician and comply with all national and local codes, laws and regulations. Milbank reserves the right to make changes in specifications and features shown without notice or obligation. **WARNING** ⚠: This product can expose you to Chromium (hexavalent compounds) which is known to the State of California to cause cancer and/or birth defects or other reproductive harm. For more information, go to [www.P65Warnings.ca.gov](http://www.P65Warnings.ca.gov).

## Accessories



Pad-mount bases available for all pedestal sizes, inquire with your representative for details.



**CP-ABK5/8**  
Anchor bolt kit  
(includes four 5/8 - 13 x 18" anchor bolts)



**105J**  
Fifth Terminals kit for use with ring type meter sockets




**K3865**  
Fifth Terminals kit for use with ringless meter sockets



**CP-TC7D**  
7-day time clock kit

**CP-TC24H**  
24-hour time clock kit

**CP-TCWIRE**  
Male 4-pin connector and wiring harness for use with time clocks other than above



**CP-PE-HOA-3POS**  
HOA switch for field installation



*Application: Remote site service for multiple loads*

**Milbank Main Load Center Commercial Pedestals** are designed to handle the vast majority of all requirements in a standard, stocked configuration.

- All units feature a load center with a plug-on, back-fed main breaker.
- Standard units are equipped with with a 16 circuit load center in the 100 Amps or 24 circuit load center in 200 Amps models.
- Sub-feed lugs to allow feeding an external panel.

If your application requires turning loads on based on “dusk-to-dawn” requirements, be sure to see the Milbank Switched Load Center Commercial Pedestal products on the following page.

## Features

These units include everything required for remote site service:

- Expandable: load centers allow for future expansion without costly modifications.
- All units feature a 200 Amps meter socket with optional field-installable fifth Terminals kit available.
- 22K Amps interrupting capacity (AIC) standard.
- Optional mounting base can be embedded in concrete for fast, easy installation.
- Separate sealable and lockable utility termination section.
- Separate sealable and lockable metering section.
- Separate sealable and lockable customer section with a load center for “always on” loads that include a main circuit breaker, 20 (125 or 200 Amps model) or 14 (100 Amps model) blank breaker spaces and a circuit directory to document configuration.



Please consult serving utility for their requirements prior to ordering or installing, as specifications and approvals vary by utility, and may require local electrical inspector approval. All installations must be installed by a licensed electrician and comply with all national and local codes, laws and regulations. Milbank reserves the right to make changes in specifications and features shown without notice or obligation. **WARNING** ⚠: This product can expose you to Chromium (hexavalent compounds) which is known to the State of California to cause cancer and/or birth defects or other reproductive harm. For more information, go to [www.P65Warnings.ca.gov](http://www.P65Warnings.ca.gov).

### Switched Load Center Commercial Pedestals


1Ø3-wire 120/240V or 208Y/120V

Designed not only to provide power for various loads, but also to switch specific loads on and off under certain conditions. A photoelectric cell is used for these controlled loads, and an optional time clock is also available.

#### Features

These units include everything required for remote site service:

- Expandable: load centers allow for future expansion without costly modifications.
- All units feature a 200 Amps meter socket with optional field-installable fifth Terminals kit available.
- 22K Amps interrupting capacity (AIC) standard.
- Optional mounting base can be embedded in concrete for fast, easy installation.
- Separate sealable and lockable utility termination section.
- Separate sealable and lockable metering section.
- Separate sealable and lockable customer section with a control circuit including PE receptacle, Lexan® window, glare shield, Hand-Off-Auto (HOA) switch, contractor controlling a 16-circuit load center for controlled loads, a pre-mounted DIN rail and pre-wired connector to add an optional "plug-and-play" time clock kit for PE on and TC off operation and a circuit directory to document configuration.
- A load center for "always on" loads that includes a main circuit breaker, a control power circuit breaker, a switched load center main breaker, nine (125 or 200 Amps model) or 11 (100 Amps model) blank breaker spaces and a circuit directory to document configuration.



Ringless Lever Bypass shown

#### Applications



Traffic Signals



Parking Lots



Highways



Athletic Field Lighting

Please consult serving utility for their requirements prior to ordering or installing, as specifications and approvals vary by utility, and may require local electrical inspector approval. All installations must be installed by a licensed electrician and comply with all national and local codes, laws and regulations. Milbank reserves the right to make changes in specifications and features shown without notice or obligation. **WARNING** ⚠: This product can expose you to Chromium (hexavalent compounds) which is known to the State of California to cause cancer and/or birth defects or other reproductive harm. For more information, go to [www.P65Warnings.ca.gov](http://www.P65Warnings.ca.gov).





Designed to provide a weather- and vandal-resistant metered enclosure for various loads and distribution. Each pedestal has been designed to handle a wide range of applications using standard, stocked configurations including:

- Choice of a single main breaker or twin service disconnect breakers gives flexibility to the pedestal design.
- Optional distribution with feed-through lugs below the service disconnect breakers allows the pedestal to handle numerous applications.
- Typical applications include remote homes where the metering is best located at the curb side or other remote area. The pedestal can also provide power to a secondary residence, on-site business, workshop, irrigation, lighting, security or other secondary load.

### Features

These units include everything required for remote service:

- Main circuit breaker or dual service disconnects.
- Expandable: load center units that allow for future expansion without costly modifications.
- Optional mounting base can be embedded in concrete for fast, easy installation.
- Separate sealable and lockable utility termination section with lug termination.
- Separate sealable and lockable metering section.
- Separate sealable and lockable customer section with a circuit directory and a print pocket to hold all documentation.
- Meter socket options include Ring-Type with bypass studs, ringless with heavy duty lever bypass, or K-type bolt-on.

### Applications



Commercial Job Sites



Remote Site for  
Residential and  
Commercial Job Sites



Please consult serving utility for their requirements prior to ordering or installing, as specifications and approvals vary by utility, and may require local electrical inspector approval. All installations must be installed by a licensed electrician and comply with all national and local codes, laws and regulations. Milbank reserves the right to make changes in specifications and features shown without notice or obligation. **WARNING** ⚠: This product can expose you to Chromium (hexavalent compounds) which is known to the State of California to cause cancer and/or birth defects or other reproductive harm. For more information, go to [www.P65Warnings.ca.gov](http://www.P65Warnings.ca.gov).

### Surface-Mounted

Originally developed for small cellular communications, the surface-mounted power distribution and controls equipment offer the flexibility of larger power distribution and controls equipment with a smaller footprint and several mounting options.

### Features

- Mounting options allow for easy installation.
- Overhead and underground entry and exit, all in one unit.
- Meter and components in one enclosure.
- Custom component configurations and UL-listing covers all internal components on the UL508A and UL891.
- Can be mounted on multiple surfaces including:
  - walls.
  - poles (narrow profile will have minimal extension past sides).
  - H frames (strut).
- Multiple bypass options available.
- Monitoring options available.
- Optional powder coating in Milbank standard EC color or custom color.



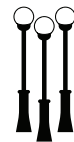
### Benefits

- Smaller footprint
- Flood resistant
- Eliminates need for connecting components
  - Wire in - Wire Out

### Applications



Communications  
Power Distribution



Lighting  
Control



Streetscape  
Power Distribution

Please consult serving utility for their requirements prior to ordering or installing, as specifications and approvals vary by utility, and may require local electrical inspector approval. All installations must be installed by a licensed electrician and comply with all national and local codes, laws and regulations. Milbank reserves the right to make changes in specifications and features shown without notice or obligation. **WARNING** ⚠: This product can expose you to Chromium (hexavalent compounds) which is known to the State of California to cause cancer and/or birth defects or other reproductive harm. For more information, go to [www.P65Warnings.ca.gov](http://www.P65Warnings.ca.gov).



# Power Distribution & Controls

## Battery Backup Commercial Pedestals



This product is specifically designed to provide battery backup power to a variety of loads and to conditionally switch specific loads on and off. It can use a photoelectric cell or time clock to control lighting circuits. Battery backup pedestals have options for both metered and unmetered power distribution. These pedestals are highly versatile and can handle the vast majority of today's backup power requirements. Its 19" rack design allows for easy adjustment of shelves to accommodate batteries, DC to AC inverters, transfer switches and other related equipment.

### Features

- Works with 100 through 320 Amps meter sockets with the option of either a ring type socket (conforms to EUSERC 308) with or without test/bypass blocks or a heavy duty ringless socket with lever bypass.
- Separate sealable utility termination compartment.
- An isolated separate customer section with service disconnects, power distribution options and power control.
- 19" wide rack in customer compartment for easy layout of equipment.
- Includes trays to accommodate required batteries.
- Thermostat with cooling fan.
- Filtered louvers for heat rise flow through ventilation.
- Three point door latch (key or padlockable).


### Note

- May require customization based on regional requirements.

### Applications



Camera and Security Locations



Parking Lots



Traffic Signals



Communications Power Distribution

### Options

- |                                                        |                                                 |                                          |
|--------------------------------------------------------|-------------------------------------------------|------------------------------------------|
| • Manual bypass switch                                 | • Police access door                            | • Contactors                             |
| • Transfer switch for generator power backup           | • Metered load center distribution              | • GFCI duplex receptacles                |
| • Generator inlet receptacles 30 Amps through 200 Amps | • Unmetered load center distribution            | • Thermostat for heating control         |
| • Pad-lockable provision for receptacles               | • Photo electric controls (for street lighting) | • Heating pads or elements               |
|                                                        | • Time clocks                                   | • Roll out shelves for batteries         |
|                                                        | • HOA switches                                  | • Surge arresters and lighting arresters |



Please consult serving utility for their requirements prior to ordering or installing, as specifications and approvals vary by utility, and may require local electrical inspector approval. All installations must be installed by a licensed electrician and comply with all national and local codes, laws and regulations. Milbank reserves the right to make changes in specifications and features shown without notice or obligation. **WARNING** ⚠: This product can expose you to Chromium (hexavalent compounds) which is known to the State of California to cause cancer and/or birth defects or other reproductive harm. For more information, go to [www.P65Warnings.ca.gov](http://www.P65Warnings.ca.gov).

# Power Distribution & Controls

## Power Transfer Commercial Pedestals

107



Power transfer commercial pedestals provide metered or unmetered AC power, distribution, surge suppression, mechanical interlock and standby generator receptacles — in one compact pedestal.

### Features

- 120/240V 1Ø3W through 277/480V 3Ø4W ratings
- Metered or unmetered units
- Choice of EUSERC ring type or ringless meter sockets
- 60 Amps through 400 Amps ratings
- Pad-lockable, isolated utility compartments
- 20 Amps GFCI convenience receptacle
- Lockable recessed generator receptacle door
- Utility and generator indicator light options
- All stainless steel hardware
- Galvanized steel, aluminum or stainless steel cabinet options
- Custom designs available

### Note

- May require customization based on regional requirements.



### Applications



Traffic Signals



Pump and Lift Stations



Communications  
Power Distribution

Please consult serving utility for their requirements prior to ordering or installing, as specifications and approvals vary by utility, and may require local electrical inspector approval. All installations must be installed by a licensed electrician and comply with all national and local codes, laws and regulations. Milbank reserves the right to make changes in specifications and features shown without notice or obligation. **WARNING** ⚠: This product can expose you to Chromium (hexavalent compounds) which is known to the State of California to cause cancer and/or birth defects or other reproductive harm. For more information, go to [www.P65Warnings.ca.gov](http://www.P65Warnings.ca.gov).





Designed to be used where a smaller service package would be a better choice over larger switchgear equipment. These pedestals have amperage ratings of 400 to 800 Amps at voltages up through 480V three phase.

### Features

- Available configurations up to 800 Amps.
- All utility equipment is isolated in separate padlockable and sealable compartments.
- Separate customer compartment designed to hold distribution and control equipment.
- Deadfront customer construction for enhanced safety measures.
- A mounting base option for various applications.
- Optional construction in steel, aluminum and stainless steel.

### Note

- May require customization based on regional requirements.

### Applications




Commercial and  
Industrial Control  
Systems



Pump and Lift  
Stations



Water Treatment  
Plants



Electric Vehicle  
Charging Stations



Please consult serving utility for their requirements prior to ordering or installing, as specifications and approvals vary by utility, and may require local electrical inspector approval. All installations must be installed by a licensed electrician and comply with all national and local codes, laws and regulations. Milbank reserves the right to make changes in specifications and features shown without notice or obligation. **WARNING** ⚠: This product can expose you to Chromium (hexavalent compounds) which is known to the State of California to cause cancer and/or birth defects or other reproductive harm. For more information, go to [www.P65Warnings.ca.gov](http://www.P65Warnings.ca.gov).

## Slimline Commercial Pedestals



Provides a sleeker, smaller footprint with wireway access on the side of the unit, rather than the back. This allows maximum flexibility to install the pedestal anywhere physical space is at a premium.

Providing unmetered AC power, distribution, surge suppression, mechanical interlock and standby generator receptacle — all in a neat, compact pedestal.

### Features

- Available for 100 or 200 Amps.
- Vandal-resistant, secure and attractive design.
- Customer compartment with distribution and control equipment with swing deadfront door, secured with both a hasp/latch and draw latch outer door.
- Utility metering compartment protected with a hinged hood, increasing resistance to meter vandalism.
- Slim design creates a smaller footprint.
- Wireway located on left side of pedestal for utility incoming wire, allowing pedestal to be mounted with back as close as 14" to walls or structures.
- Available in 12" and 20" widths and 50" and 63" (metered) and 43" (unmetered) heights. Includes a print pocket for plans and drawings.
- Voltage range is between 120V and 480V.
- Compatible with both ringless and ring type meter sockets, 4–7 terminals.
- Available in a wide array of colors, including but not limited too all ANSI powder coated paint colors upon request.
- Pedestal mounting base option saves time and labor to install on a cement pad—no anchor bolts required.
- Powder coated G90 galvanized steel or aluminum; raw, anodized or powder coated, as well as stainless steel exterior options.



With no need to coordinate, buy or wait for concrete, **direct bury pedestals** offer many advantages and can cut installation time down to less than an hour. Traditional direct bury pedestals can be awkward to transport and can only be used in a direct bury application. Milbank's modular design offers flexibility and convenience for distributors and contractors alike.



### Notes

- May require customization based on regional requirements.
- Direct bury pedestals are only available for 12" pedestals. Constructed with 14-gauge steel.

Please consult serving utility for their requirements prior to ordering or installing, as specifications and approvals vary by utility, and may require local electrical inspector approval. All installations must be installed by a licensed electrician and comply with all national and local codes, laws and regulations. Milbank reserves the right to make changes in specifications and features shown without notice or obligation. **WARNING** ⚠: This product can expose you to Chromium (hexavalent compounds) which is known to the State of California to cause cancer and/or birth defects or other reproductive harm. For more information, go to [www.P65Warnings.ca.gov](http://www.P65Warnings.ca.gov).




The Milbank mounting base is a standalone foundation system that doesn't need to be used in conjunction with anchor bolts. The base is intended to be encased in concrete up to the top flange while leaving the mounting hardware intact. Once the concrete has cured the mounting bolts can be removed and reused to secure the pedestal.



- CP-16PDMNT-CALT - 16" pedestal mounting base
- CP-24PDMNT-CALT - 24" pedestal mounting base
- CP-32PDMNT - 32" pedestal mounting base


Bases available for all Milbank Power Distribution & Controls Cabinets. All bases include mounting hardware.




**K3865**  
Fifth terminal kit for use with ringless lever bypass meter sockets



**K3865**  
Fifth terminal kit for use with ringless lever bypass meter sockets




**CP-ABK5/8**  
Anchor bolt kit (includes four 5/8-13" x 18" anchor bolts)



**CP-TC7D**  
7-day time clock kit  
**CP-TC24H**  
24-hour time clock kit  
**CP-TCWIRE**  
Male 4-pin connector and wiring harness for use with time clocks other than shown



**CP-PE-TYP5-2POS**  
Two position PE control kit



**CP-PE-HOA-3POS**  
HOA (Hand-Off-Auto) switch for field installation



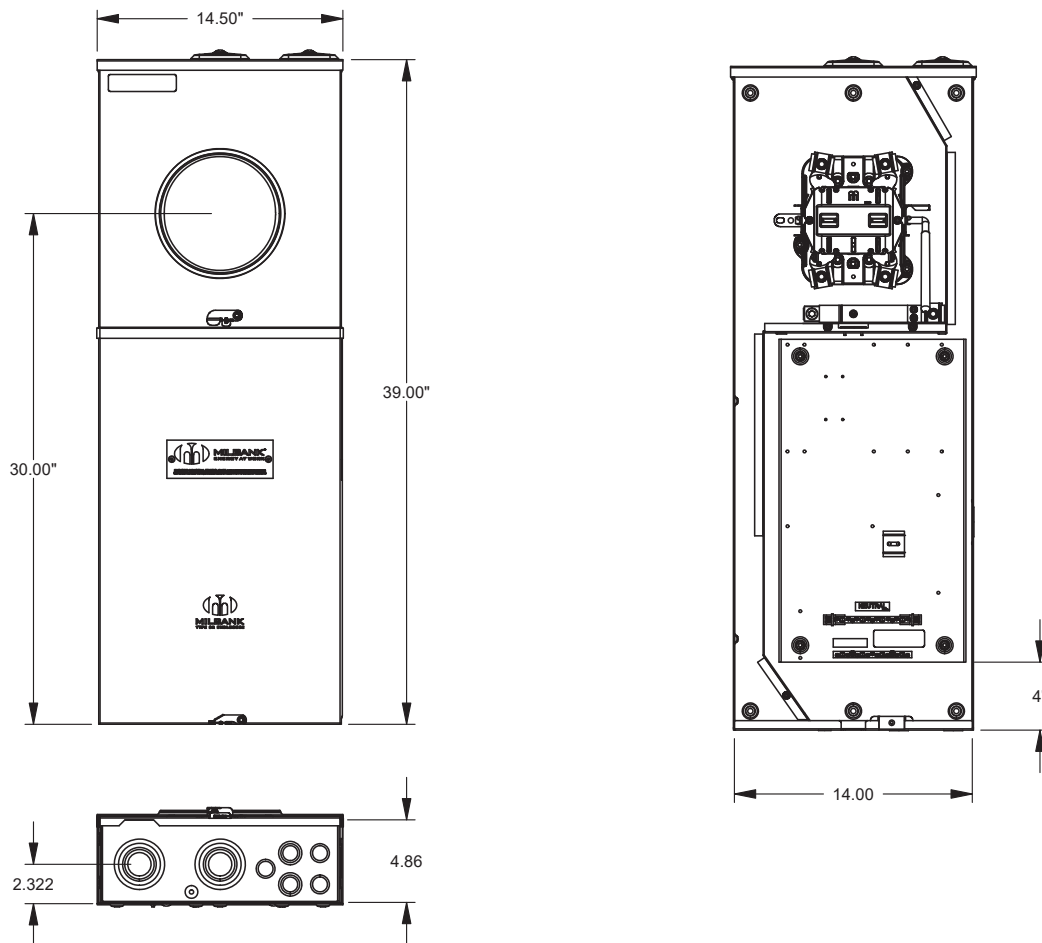
Please consult serving utility for their requirements prior to ordering or installing, as specifications and approvals vary by utility, and may require local electrical inspector approval. All installations must be installed by a licensed electrician and comply with all national and local codes, laws and regulations. Milbank reserves the right to make changes in specifications and features shown without notice or obligation. **WARNING** ⚠: This product can expose you to Chromium (hexavalent compounds) which is known to the State of California to cause cancer and/or birth defects or other reproductive harm. For more information, go to [www.P65Warnings.ca.gov](http://www.P65Warnings.ca.gov).

# Power Distribution & Controls

## Surface-Mount Compact Commercial Pedestal Drawing

1 1 1

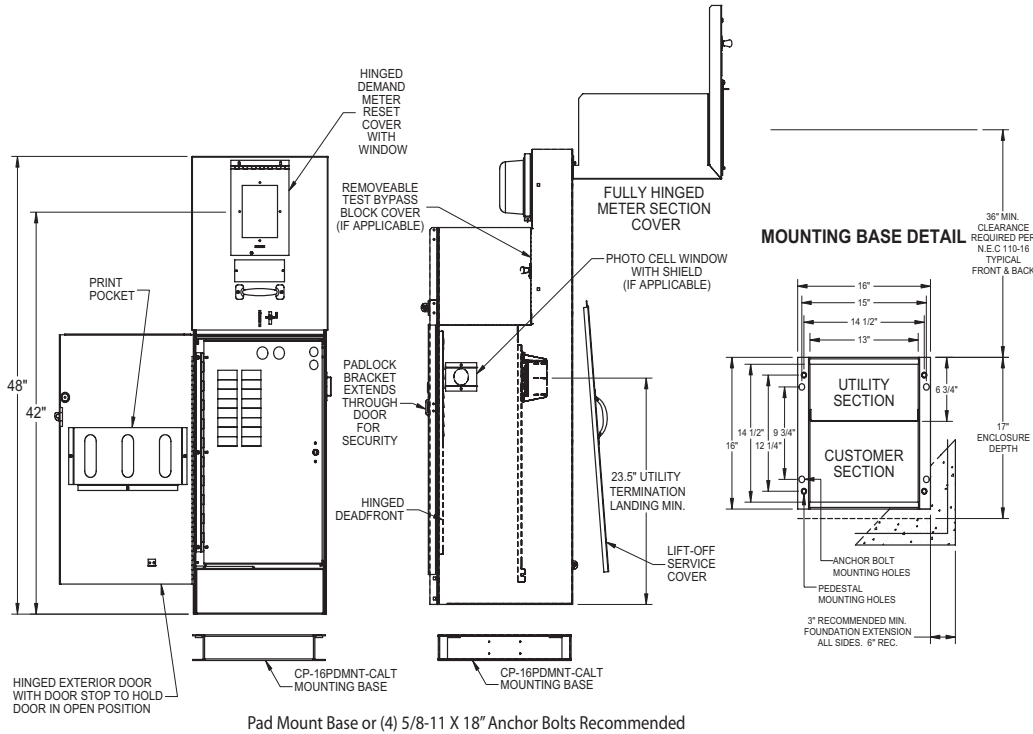
### "N" Style Surface-Mount Commercial Pedestal



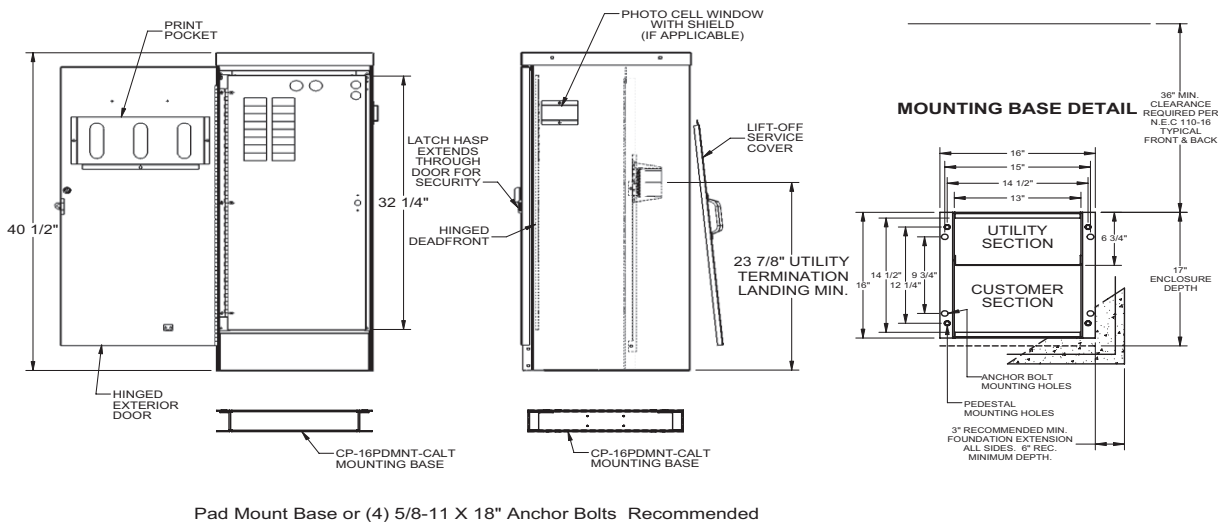
Please consult serving utility for their requirements prior to ordering or installing, as specifications and approvals vary by utility, and may require local electrical inspector approval. All installations must be installed by a licensed electrician and comply with all national and local codes, laws and regulations. Milbank reserves the right to make changes in specifications and features shown without notice or obligation. **WARNING** ⚠: This product can expose you to Chromium (hexavalent compounds) which is known to the State of California to cause cancer and/or birth defects or other reproductive harm. For more information, go to [www.P65Warnings.ca.gov](http://www.P65Warnings.ca.gov).



### "A" Style 16" Metered Commercial Pedestal



### "E" Style 16" Unmetered Commercial Pedestal | Low Profile



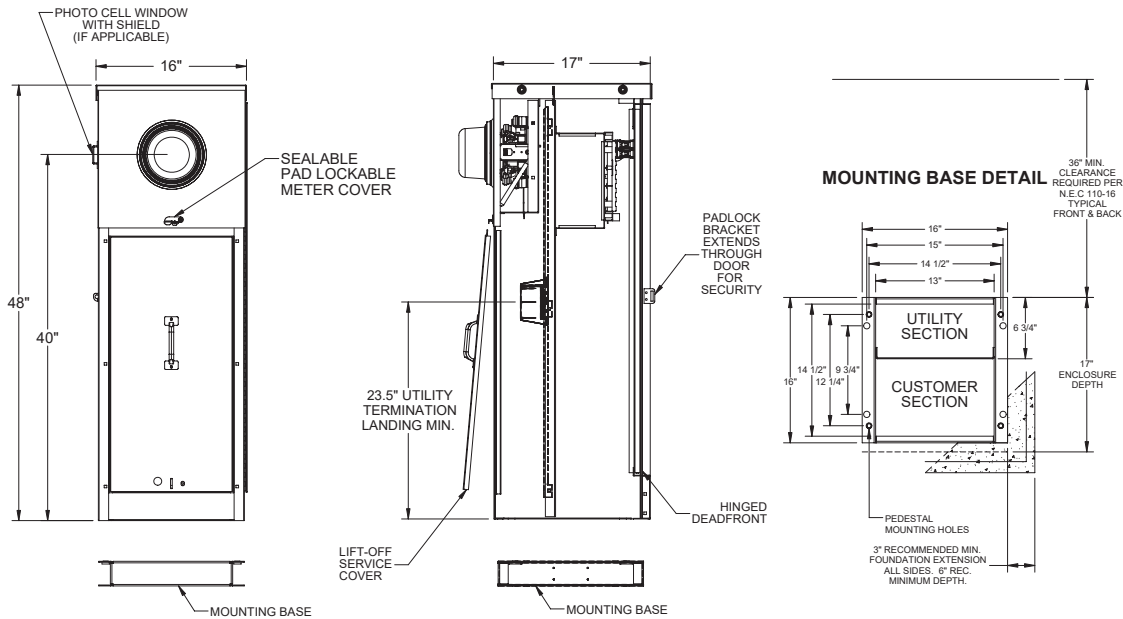
Please consult serving utility for their requirements prior to ordering or installing, as specifications and approvals vary by utility, and may require local electrical inspector approval. All installations must be installed by a licensed electrician and comply with all national and local codes, laws and regulations. Milbank reserves the right to make changes in specifications and features shown without notice or obligation. **WARNING** ⚠️: This product can expose you to Chromium (hexavalent compounds) which is known to the State of California to cause cancer and/or birth defects or other reproductive harm. For more information, go to [www.P65Warnings.ca.gov](http://www.P65Warnings.ca.gov).

# Power Distribution & Controls

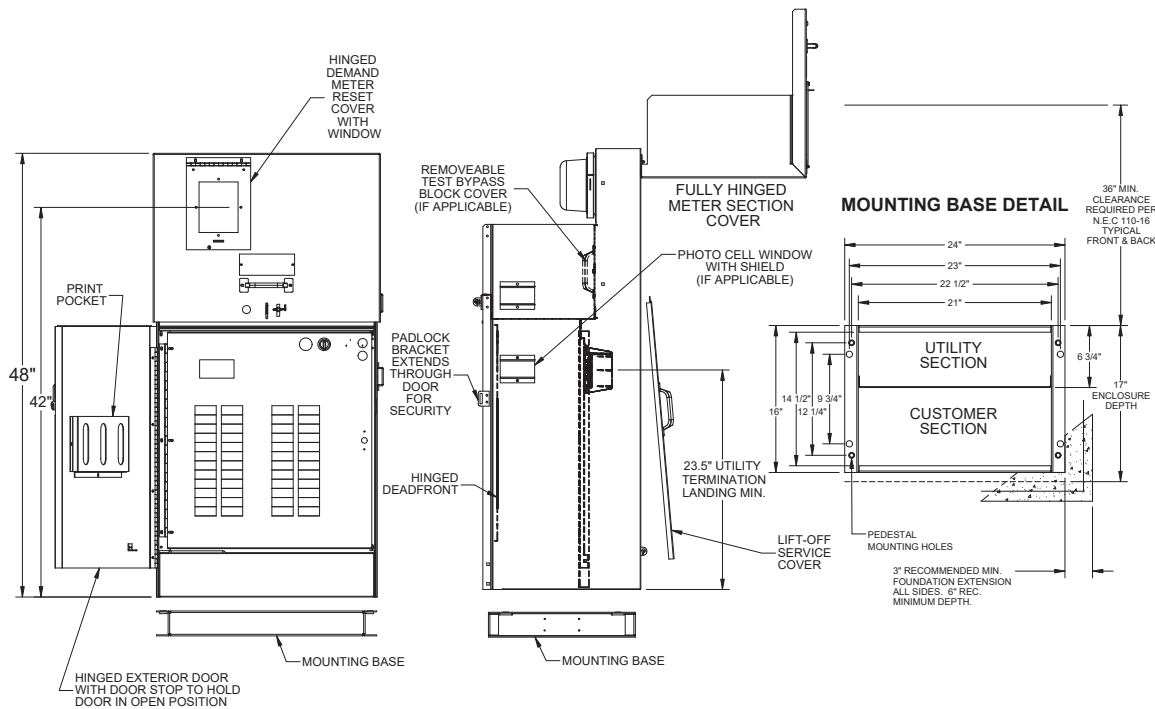
## 16" - 24" Metered Commercial Pedestal Drawings

1 1 3

### "P" Style 16" Metered Commercial Pedestal



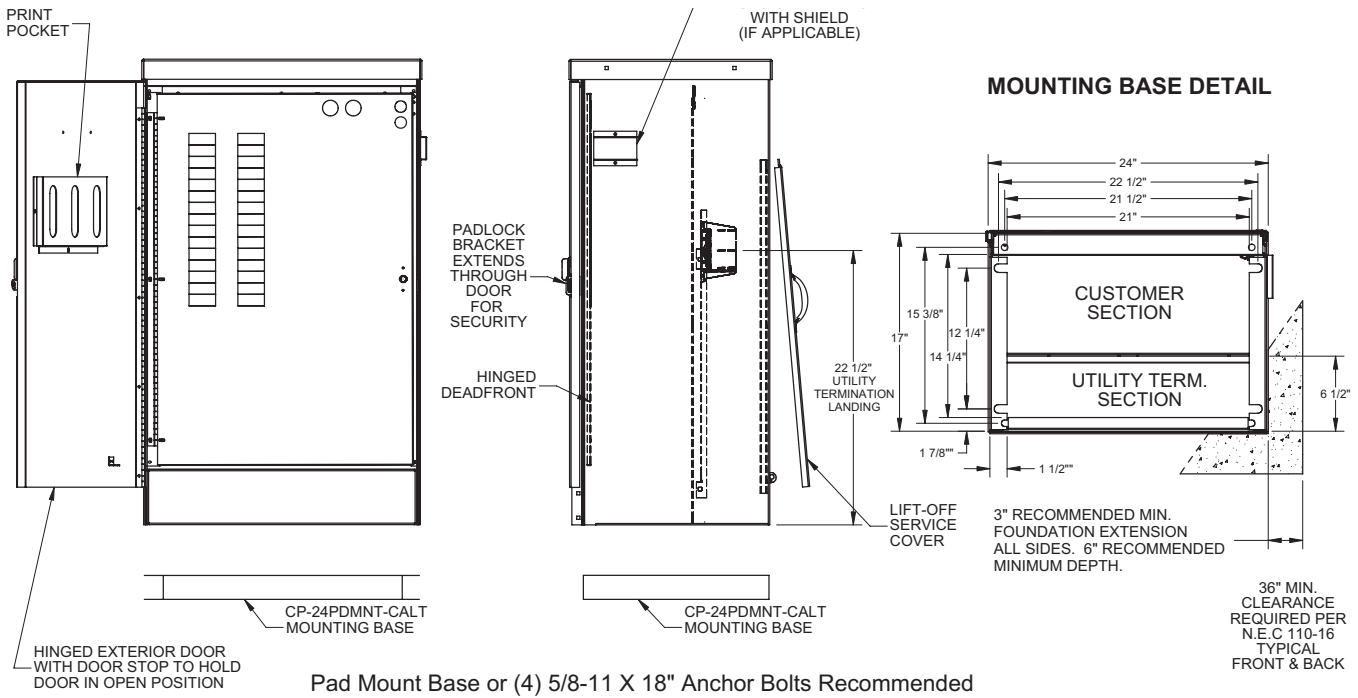
### "B" Style 24" Metered Commercial Pedestal



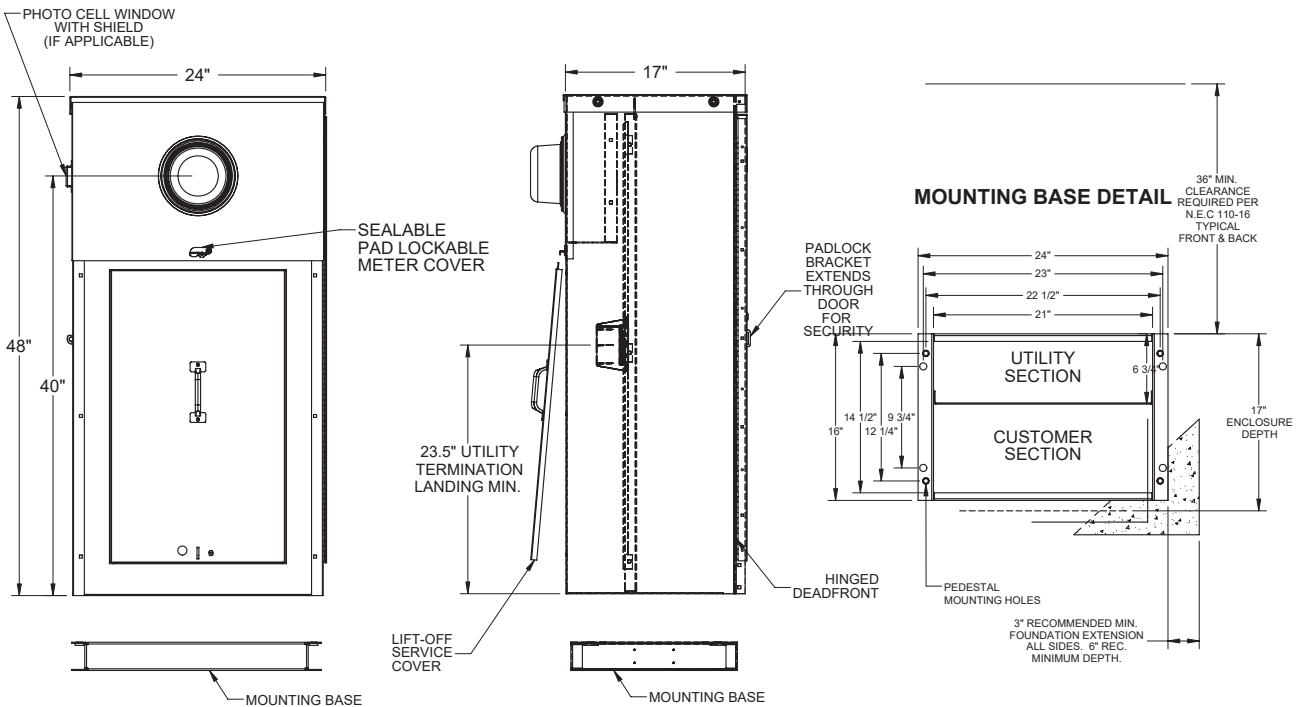
Please consult serving utility for their requirements prior to ordering or installing, as specifications and approvals vary by utility, and may require local electrical inspector approval. All installations must be installed by a licensed electrician and comply with all national and local codes, laws and regulations. Milbank reserves the right to make changes in specifications and features shown without notice or obligation. **WARNING** ⚠: This product can expose you to Chromium (hexavalent compounds) which is known to the State of California to cause cancer and/or birth defects or other reproductive harm. For more information, go to [www.P65Warnings.ca.gov](http://www.P65Warnings.ca.gov).



### "M" Style 24" Unmetered Commercial Pedestal



### "R" Style 24" Metered Commercial Pedestal



Please consult serving utility for their requirements prior to ordering or installing, as specifications and approvals vary by utility, and may require local electrical inspector approval. All installations must be installed by a licensed electrician and comply with all national and local codes, laws and regulations. Milbank reserves the right to make changes in specifications and features shown without notice or obligation. **WARNING** ⚠: This product can expose you to Chromium (hexavalent compounds) which is known to the State of California to cause cancer and/or birth defects or other reproductive harm. For more information, go to [www.P65Warnings.ca.gov](http://www.P65Warnings.ca.gov).

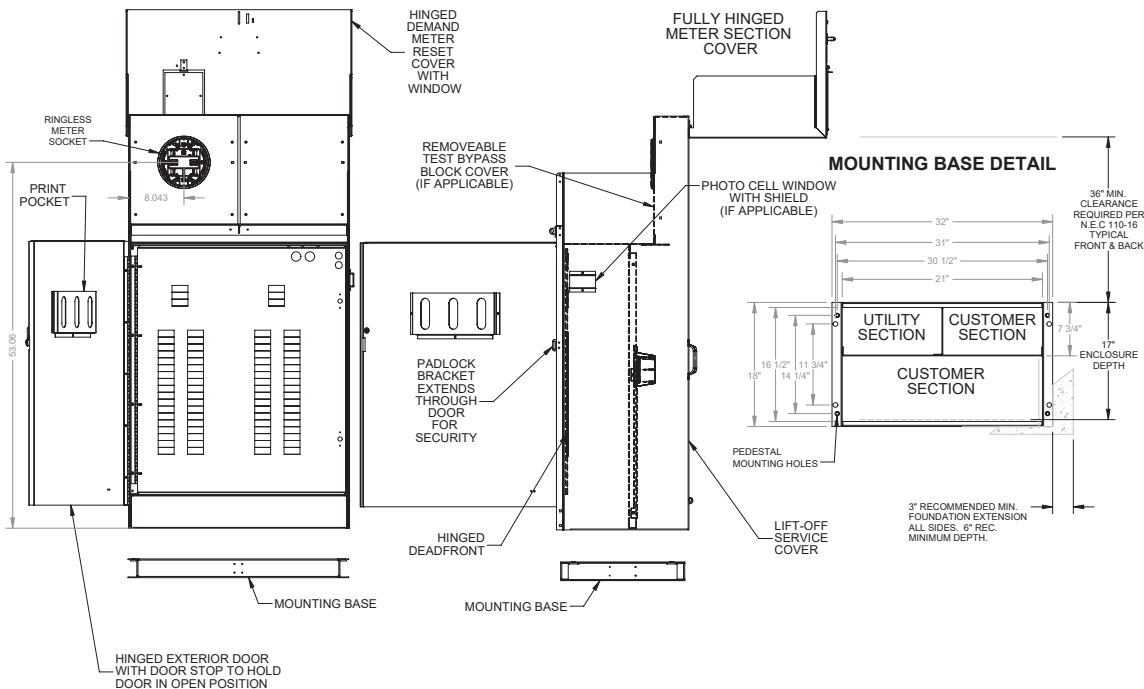


# Power Distribution & Controls

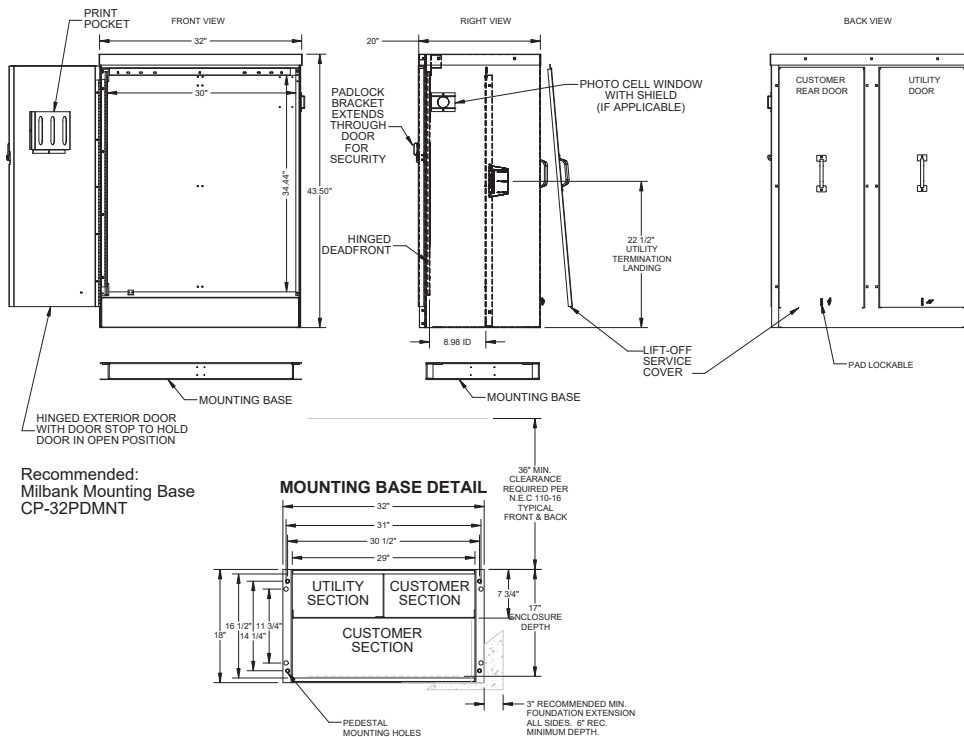
115

## 32" Unmetered and Metered Commercial Pedestal Drawings

### "K" Style 32" Metered Commercial Pedestal



### "Q" Style 32" Unmetered Commercial Pedestal



Recommended:  
Milbank Mounting Base  
CP-32PDMNT

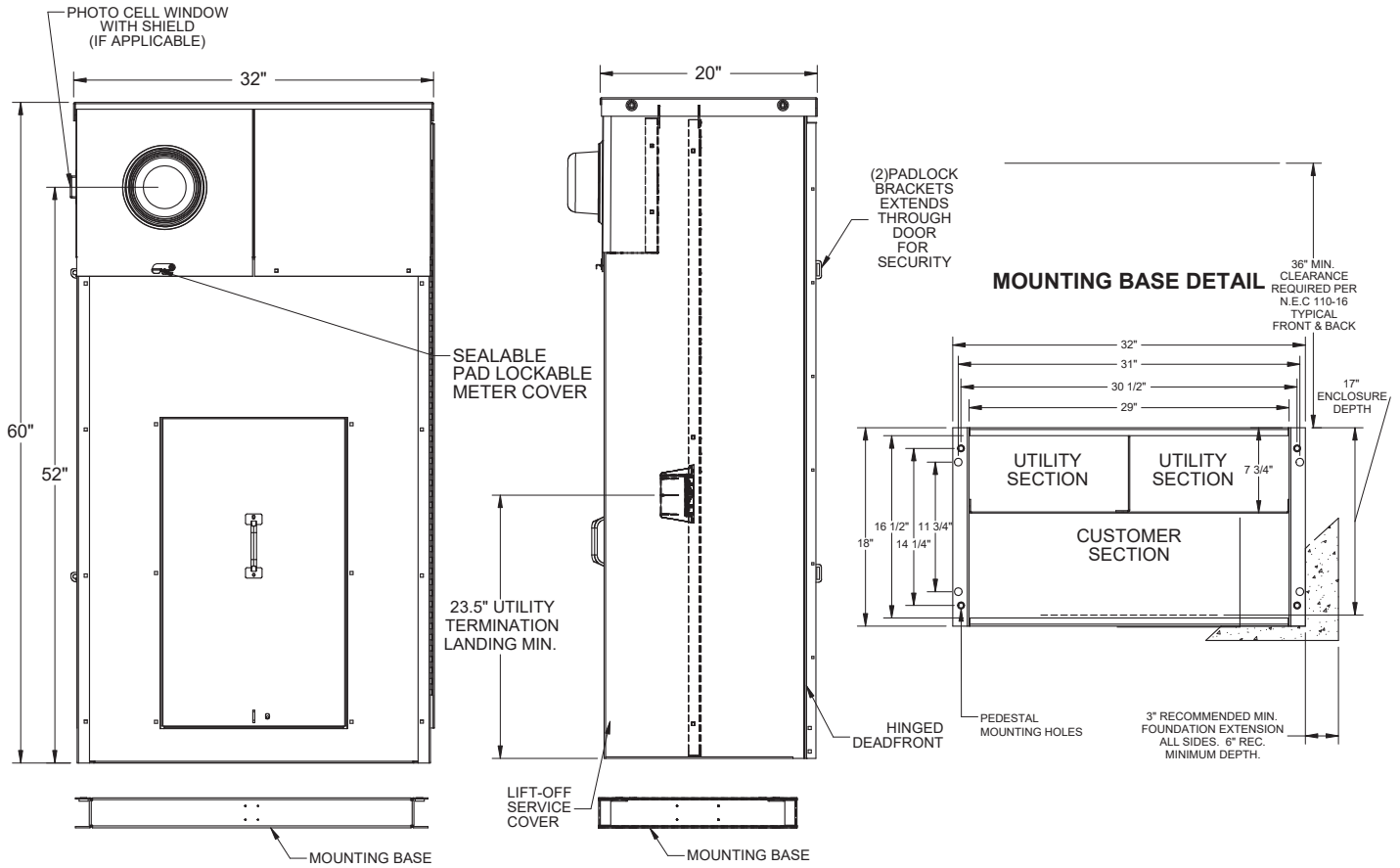
Please consult serving utility for their requirements prior to ordering or installing, as specifications and approvals vary by utility, and may require local electrical inspector approval. All installations must be installed by a licensed electrician and comply with all national and local codes, laws and regulations. Milbank reserves the right to make changes in specifications and features shown without notice or obligation. **WARNING** ⚠: This product can expose you to Chromium (hexavalent compounds) which is known to the State of California to cause cancer and/or birth defects or other reproductive harm. For more information, go to [www.P65Warnings.ca.gov](http://www.P65Warnings.ca.gov).



# Power Distribution & Controls

## 32" Metered Commercial Pedestal Drawings

### "S" Style 32" Metered Commercial Pedestal (with One or Two Meters)



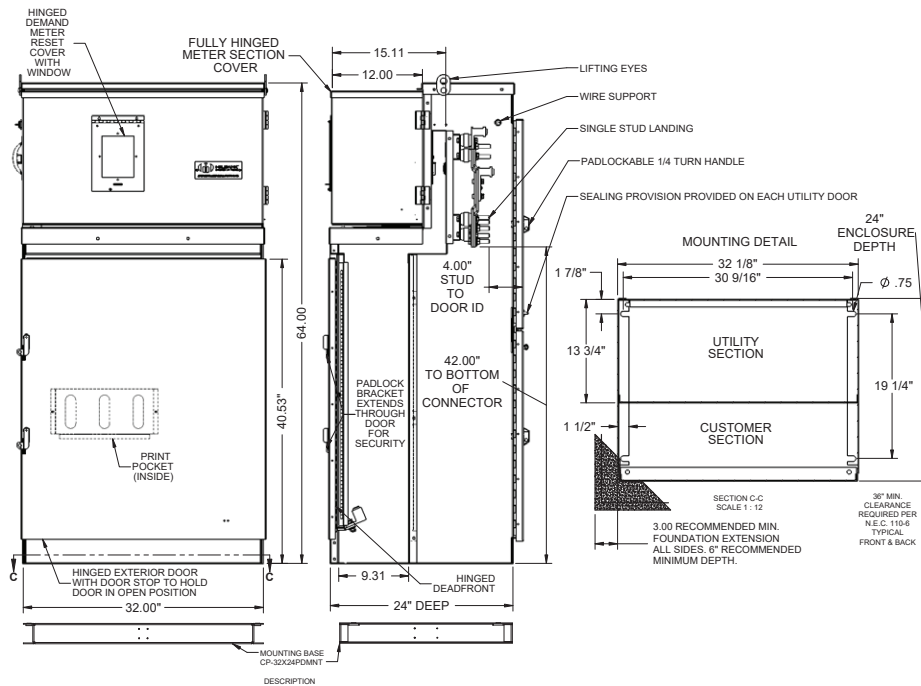
Please consult serving utility for their requirements prior to ordering or installing, as specifications and approvals vary by utility, and may require local electrical inspector approval. All installations must be installed by a licensed electrician and comply with all national and local codes, laws and regulations. Milbank reserves the right to make changes in specifications and features shown without notice or obligation. **WARNING** ⚠: This product can expose you to Chromium (hexavalent compounds) which is known to the State of California to cause cancer and/or birth defects or other reproductive harm. For more information, go to [www.P65Warnings.ca.gov](http://www.P65Warnings.ca.gov).

# Power Distribution & Controls

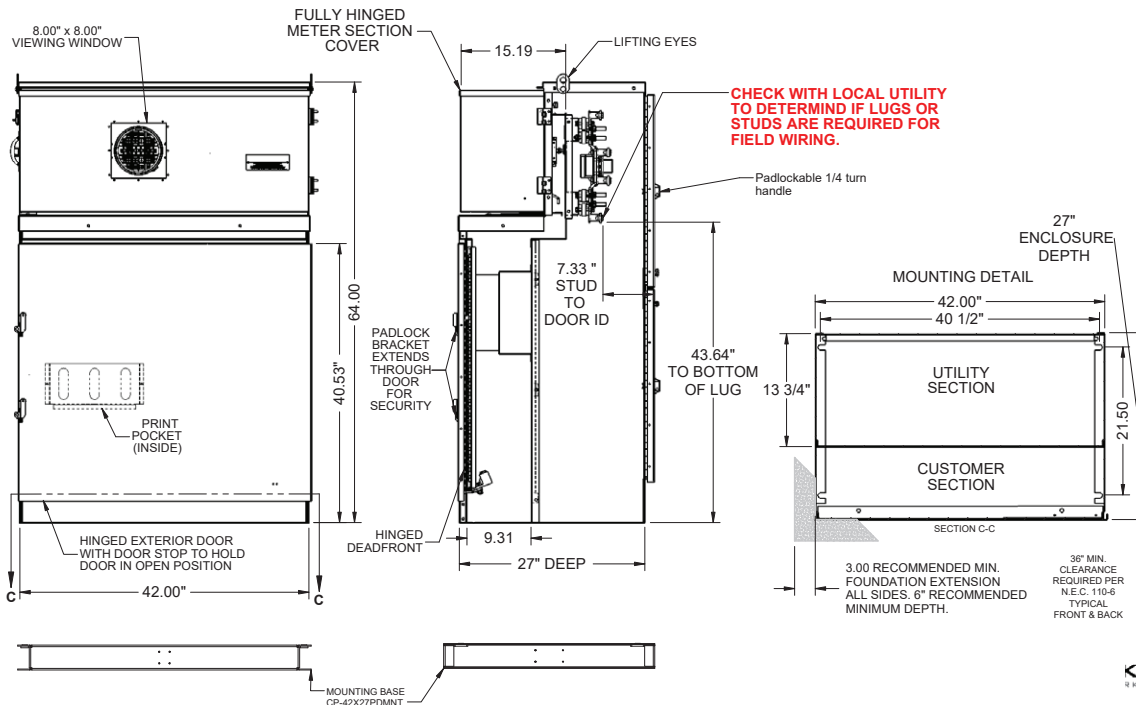
## 32"- 42" CT-Rated Commercial Pedestal Drawings

1 1 7

### "Z" Style 32" Metered Commercial Pedestal - CT-Rated



### "T" Style 42" Metered Commercial Pedestal - CT-Rated



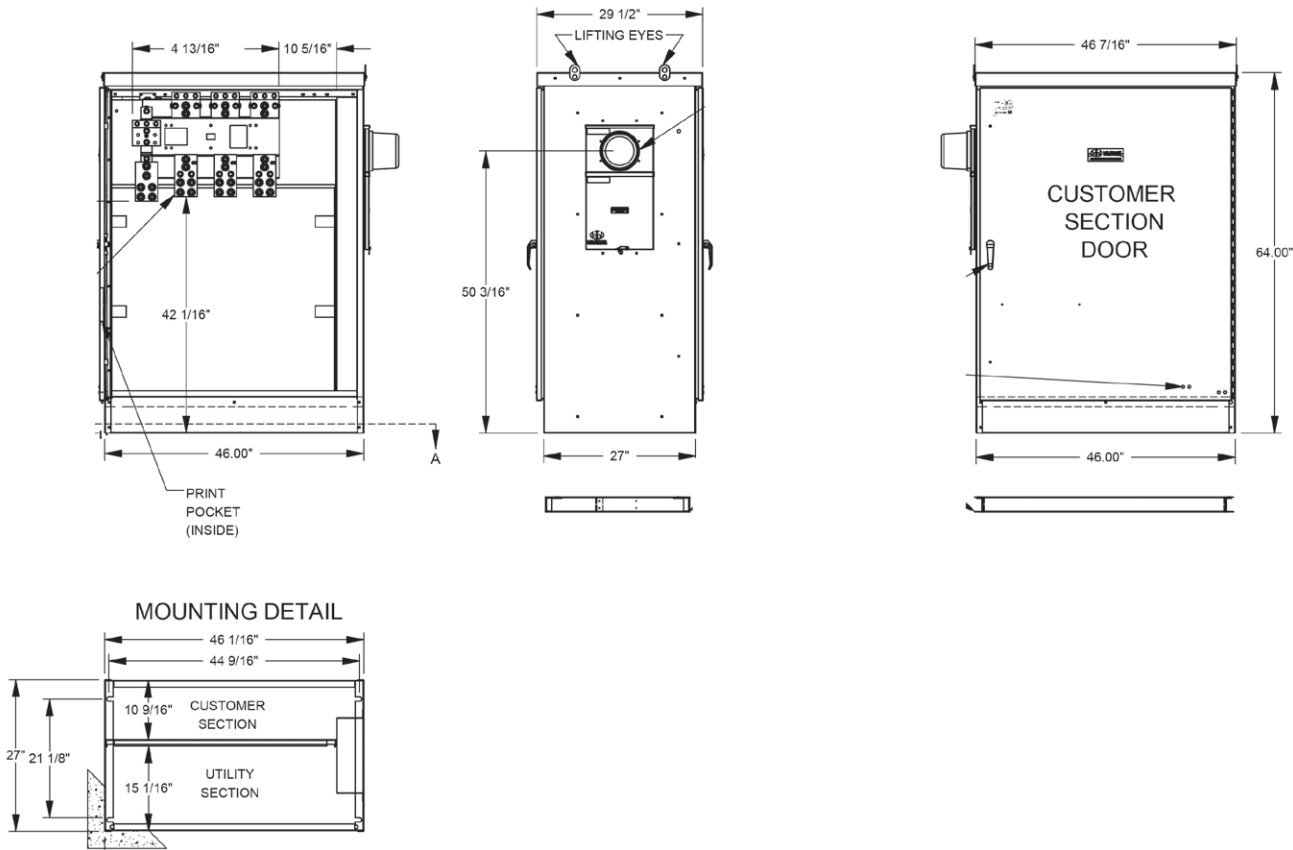
Please consult serving utility for their requirements prior to ordering or installing, as specifications and approvals vary by utility, and may require local electrical inspector approval. All installations must be installed by a licensed electrician and comply with all national and local codes, laws and regulations. Milbank reserves the right to make changes in specifications and features shown without notice or obligation. **WARNING** ⚠: This product can expose you to Chromium (hexavalent compounds) which is known to the State of California to cause cancer and/or birth defects or other reproductive harm. For more information, go to [www.P65Warnings.ca.gov](http://www.P65Warnings.ca.gov).



# Power Distribution & Controls

## 46" CT-Rated Metered Commercial Pedestal Drawings

### "W" Style 46" Metered Commercial Pedestal - CT-Rated



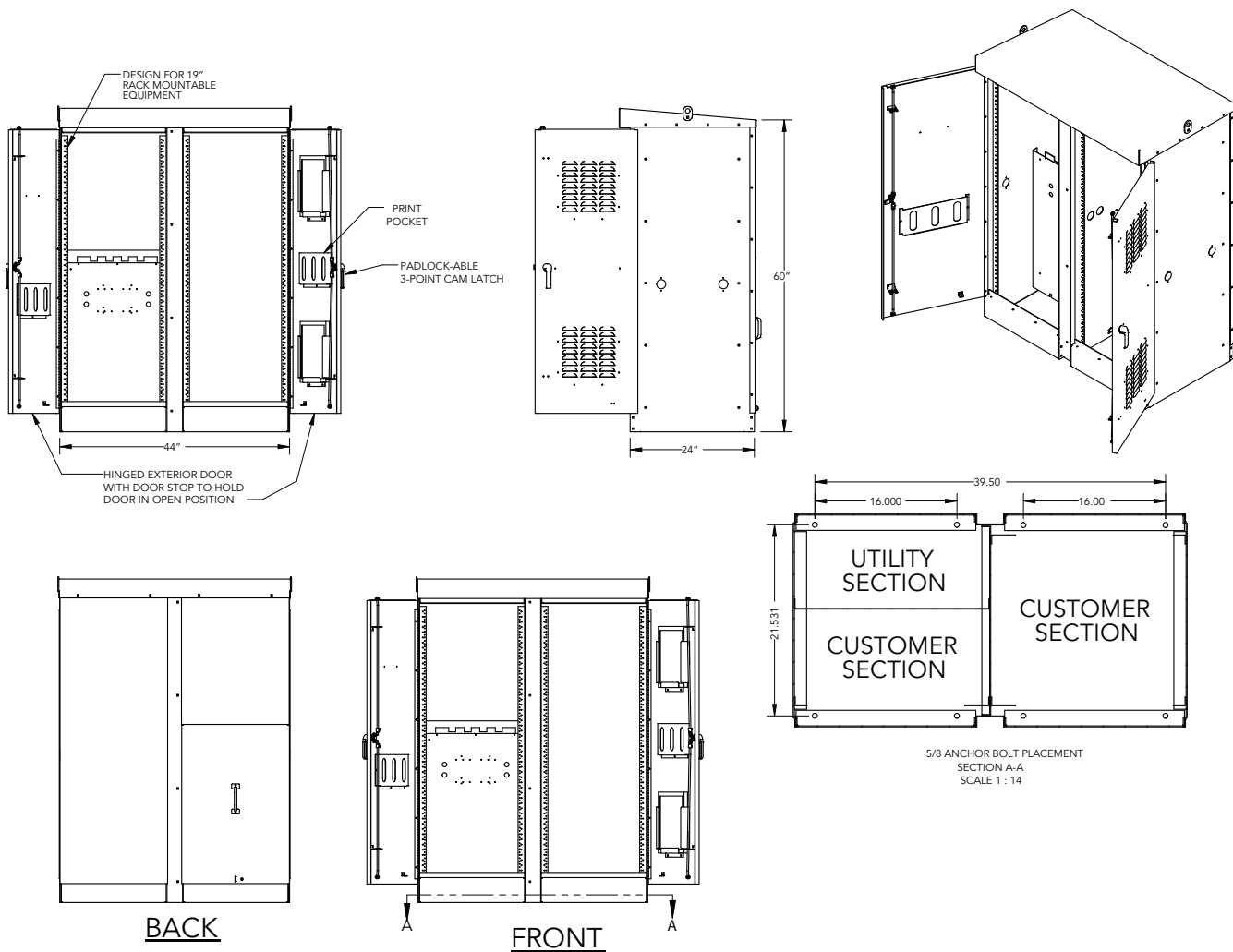
Please consult serving utility for their requirements prior to ordering or installing, as specifications and approvals vary by utility, and may require local electrical inspector approval. All installations must be installed by a licensed electrician and comply with all national and local codes, laws and regulations. Milbank reserves the right to make changes in specifications and features shown without notice or obligation. **WARNING** ⚠: This product can expose you to Chromium (hexavalent compounds) which is known to the State of California to cause cancer and/or birth defects or other reproductive harm. For more information, go to [www.P65Warnings.ca.gov](http://www.P65Warnings.ca.gov).

# Power Distribution & Controls

## 44" Unmetered Commercial Pedestal Drawings

1 1 9

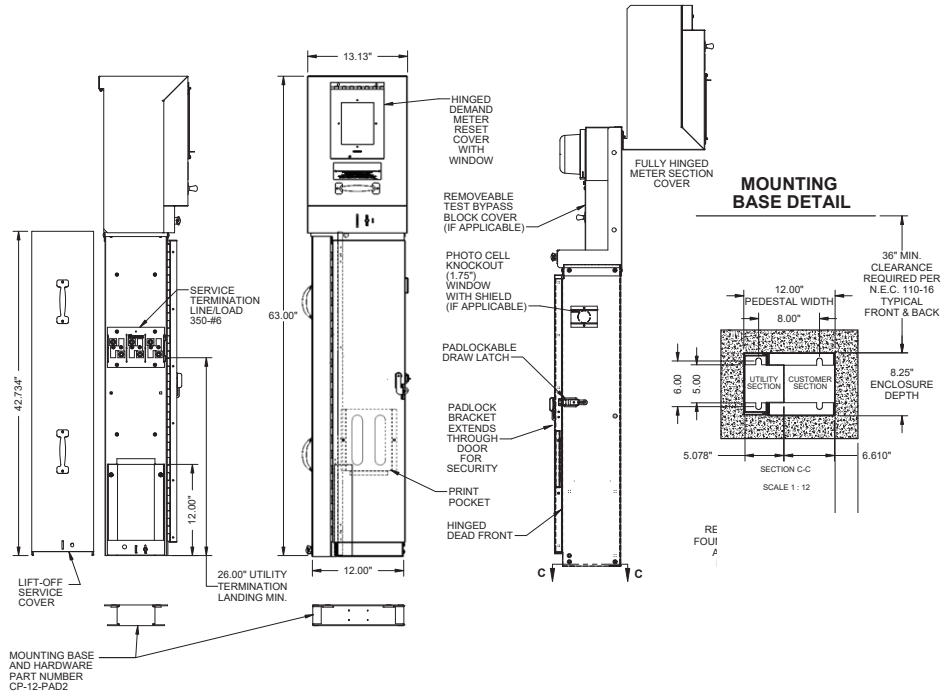
### "D" Style 44" Unmetered Commercial Pedestal



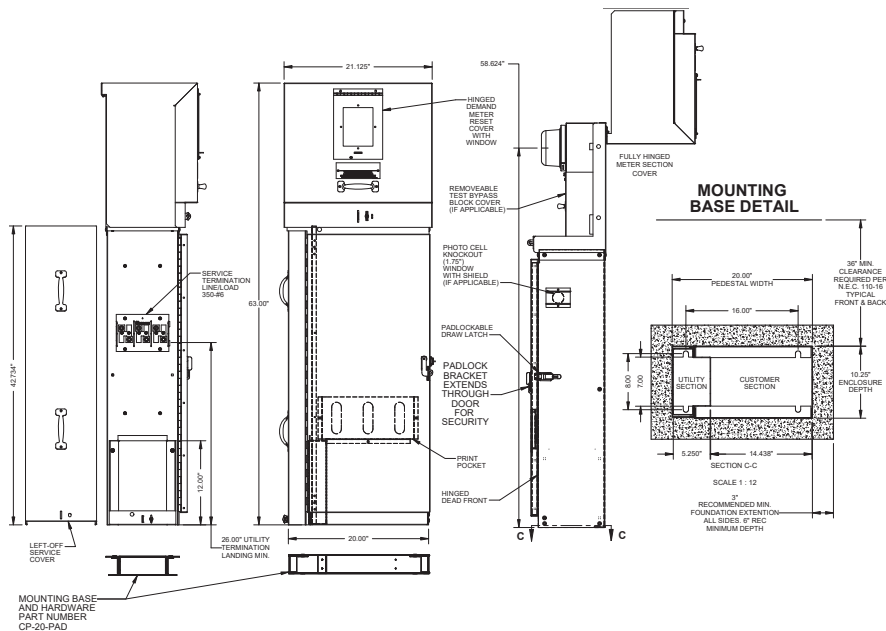
Please consult serving utility for their requirements prior to ordering or installing, as specifications and approvals vary by utility, and may require local electrical inspector approval. All installations must be installed by a licensed electrician and comply with all national and local codes, laws and regulations. Milbank reserves the right to make changes in specifications and features shown without notice or obligation. **WARNING** ⚠: This product can expose you to Chromium (hexavalent compounds) which is known to the State of California to cause cancer and/or birth defects or other reproductive harm. For more information, go to [www.P65Warnings.ca.gov](http://www.P65Warnings.ca.gov).



## "A" Style 12" Covered Metered Commercial Pedestal - Slimline



## "B" Style 20" Covered Metered Commercial Pedestal - Slimline



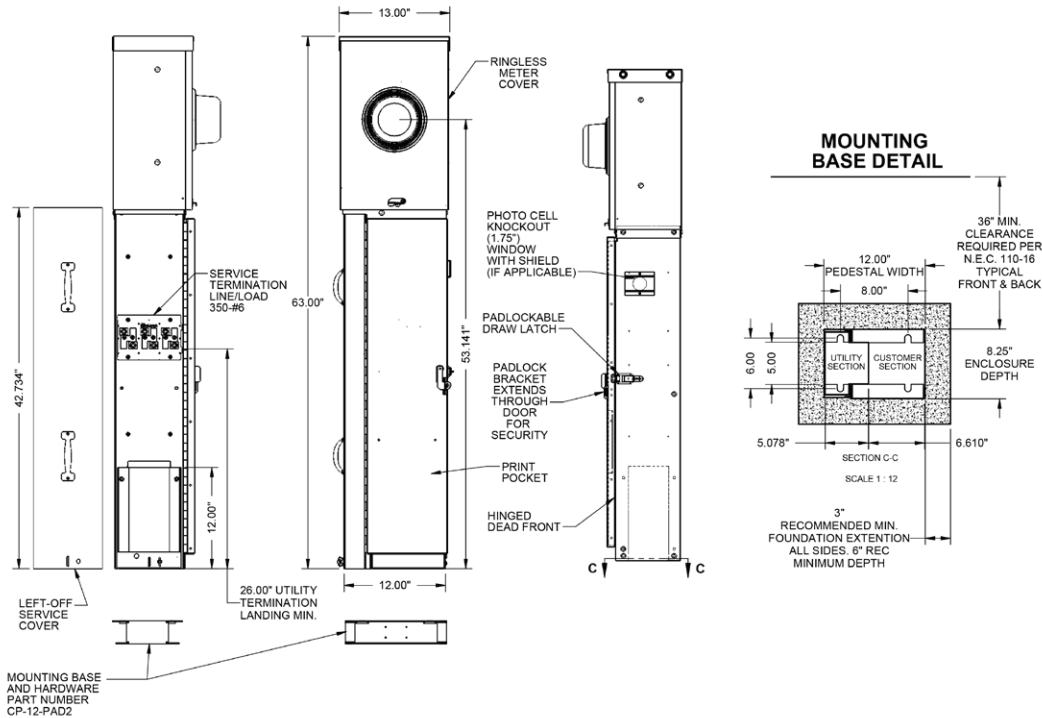
Please consult serving utility for their requirements prior to ordering or installing, as specifications and approvals vary by utility, and may require local electrical inspector approval. All installations must be installed by a licensed electrician and comply with all national and local codes, laws and regulations. Milbank reserves the right to make changes in specifications and features shown without notice or obligation. **WARNING** ⚠: This product can expose you to Chromium (hexavalent compounds) which is known to the State of California to cause cancer and/or birth defects or other reproductive harm. For more information, go to [www.P65Warnings.ca.gov](http://www.P65Warnings.ca.gov).

# Power Distribution & Controls

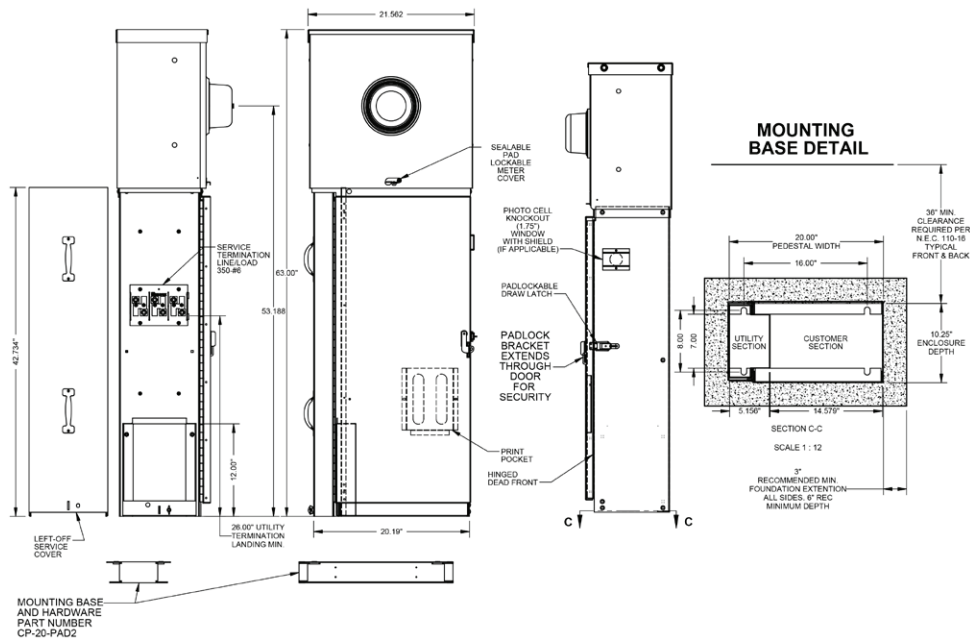
1 2 1

## 12" and 20" Exposed Meter Slimline Pedestal Drawings

### "K" Style 12" Exposed Meter Commercial Pedestal - Slimline



### "L" Style 20" Exposed Meter Commercial Pedestal - Slimline



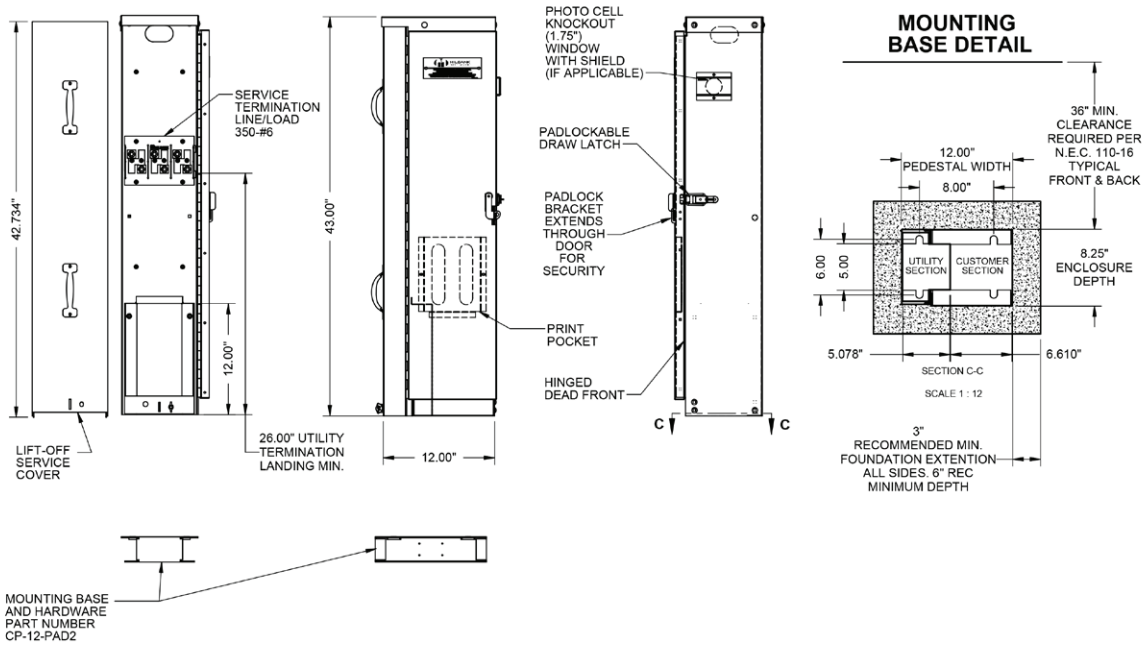
Please consult serving utility for their requirements prior to ordering or installing, as specifications and approvals vary by utility, and may require local electrical inspector approval. All installations must be installed by a licensed electrician and comply with all national and local codes, laws and regulations. Milbank reserves the right to make changes in specifications and features shown without notice or obligation. **WARNING** ⚠️: This product can expose you to Chromium (hexavalent compounds) which is known to the State of California to cause cancer and/or birth defects or other reproductive harm. For more information, go to [www.P65Warnings.ca.gov](http://www.P65Warnings.ca.gov).



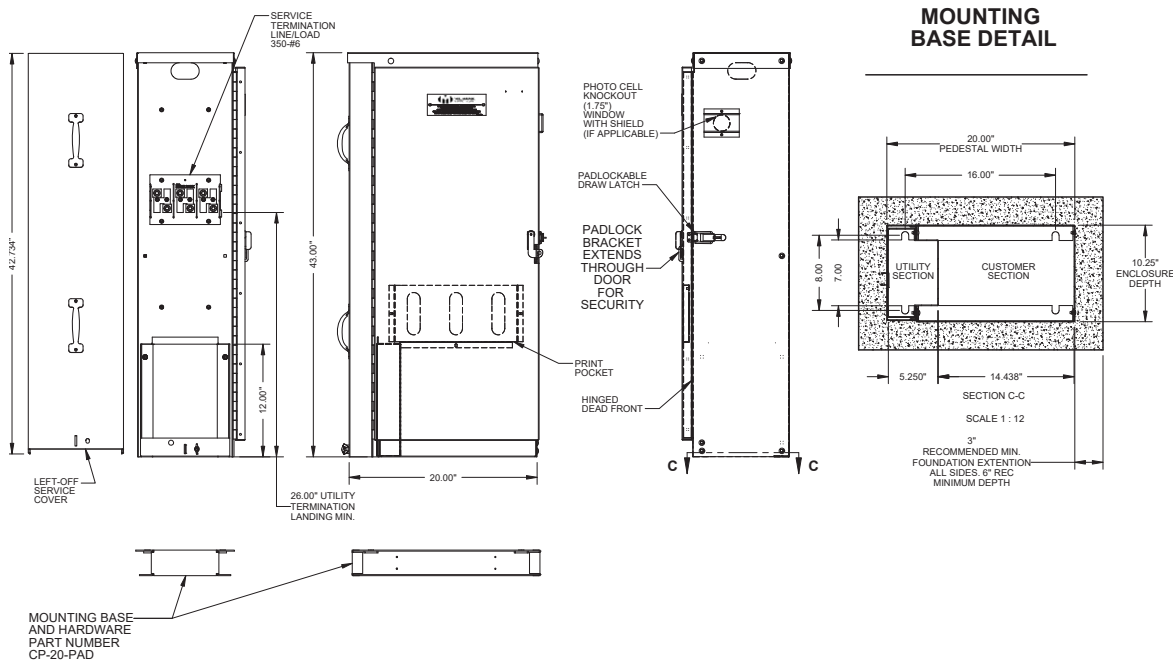
# Power Distribution & Controls

## 12" and 20" Unmetered Slimline Pedestal Drawings

### "O" Style 12" Unmetered Commercial Pedestal - Slimline



### "P" Style 20" Unmetered Commercial Pedestal - Slimline



Please consult serving utility for their requirements prior to ordering or installing, as specifications and approvals vary by utility, and may require local electrical inspector approval. All installations must be installed by a licensed electrician and comply with all national and local codes, laws and regulations. Milbank reserves the right to make changes in specifications and features shown without notice or obligation. **WARNING** ⚠️: This product can expose you to Chromium (hexavalent compounds) which is known to the State of California to cause cancer and/or birth defects or other reproductive harm. For more information, go to [www.P65Warnings.ca.gov](http://www.P65Warnings.ca.gov).



## NEMA Commercial Enclosures

---

Milbank's line of commercial enclosures includes the full gamut of styles and sizes: everything from junction boxes to transformer cabinets, telephone cabinets to wireways.

### Type-1 Enclosures

Milbank's NEMA Type-1 enclosures are designed for indoor use to provide a degree of protection to personnel against access to hazardous parts and to provide a degree of protection of the equipment inside the enclosure against ingress of solid foreign objects, such as falling dirt.

### NEMA Type 3R Enclosures


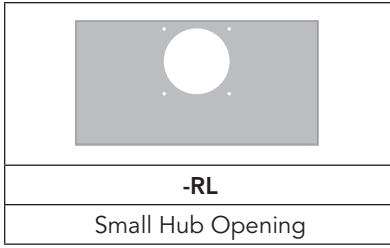
Milbank's NEMA Type 3R enclosures are designed for either indoor or outdoor use to provide a degree of protection from harmful effects on the equipment due to the ingress of water (rain, sleet, snow) or prevent damage from the external formation of ice on the enclosure.

### Wireways

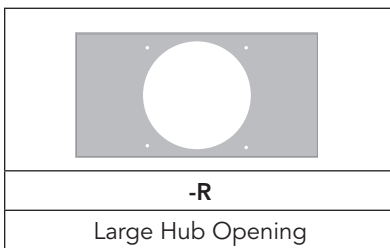
Milbank's wide range of wireways are available in many styles and sizes and a varied range of fittings allow smooth transitions to and from many manufacturers' products.

Please consult serving utility for their requirements prior to ordering or installing, as specifications and approvals vary by utility, and may require local electrical inspector approval. All installations must be installed by a licensed electrician and comply with all national and local codes, laws and regulations. Milbank reserves the right to make changes in specifications and features shown without notice or obligation. **WARNING** ⚠: This product can expose you to Chromium (hexavalent compounds) which is known to the State of California to cause cancer and/or birth defects or other reproductive harm. For more information, go to [www.P65Warnings.ca.gov](http://www.P65Warnings.ca.gov).





<b>-WL</b>   <b>A7514</b>	<b>-YL</b>   <b>A7515</b>	<b>-ZL</b>   <b>A7516</b>	<b>-DL</b>   <b>A7517</b>	<b>-EL</b>   <b>A7518</b>	<b>-XL</b>   <b>A7551</b>
1" Hub	1 1/4" Hub	1 1/2" Hub	2" Hub	2 1/2" Hub	Small Closing Plate



<b>-F</b>   <b>A8110</b>	<b>-G</b>   <b>A8111</b>	<b>-H</b>   <b>A8112</b>	<b>-X</b>   <b>A9064</b>	<b>-RRL</b>   <b>S8324</b>
3" hub	3 1/2" hub	4" hub	Large Closing Plate	Large Hub Opening Adapted to Small Hub Opening

**Notes**

- **Suffix:** Add to catalog number for factory-installation of hub.
- **Packaging:** Individually packed units for field-installation.
- **Abbreviations:** H.O. (hub opening), C.P. (closing plate).

Please consult serving utility for the proper installation of this product. Please consult with your local electrical inspector for the proper installation of this product. All electrical work should be done in accordance with the National Electrical Code (NEC) and all applicable local codes, laws and regulations. **WARNING** ⚠ This product contains lead. **WARNING** ⚠ This product contains hexavalent chromium (hexavalent chromium) which is a known carcinogen. For more information, visit [www.P65Warnings.ca.gov](http://www.P65Warnings.ca.gov).

# Accessories

## Connector Kits, Closing Kits and Generator Interlock

### Connector Kits — For Use with 3/8"-16 Stud Type Units Only

Single			Twin		
Suffix	Part #	(3 per set) - 1Ø	Suffix	Part #	(3 per set) - 1Ø
K1	K1539	6-350	K2	K1350	6-350
K3	K1540	4-600 or (2) 1/0-250	K2L	K1350L	6-350 (Non-Rotating)
K3L	K1540L	4-600 or (2) 1/0-250 (non rotating)	K4	K1541	4-600
Suffix	Part #	(4 per set) - 3Ø	Suffix	Part #	(4 per set) - 3Ø
K5	K3082	6-350	K6	K3442	6-350
K7	K3441	4-600 or (2) 1/0-250	K8	K3083	4-600

### Bypass Link



**K8180**

(Sold in pairs, designed for temporary use only.)

### Closing Covers

Meter Closing Plate (Ring-Type/Ringless)	Metal Closing Plate (For Ringless Sockets)
6003 - Gray Plastic	CP-21
6116 - Clear Plastic	

### Generator Interlock

K5815 - Large QN with Small Frame Q
K5820 - Large Frame QN with Large Frame QN
K5830 - Small Frame Q to Small Frame Q

### Disconnect Sleeve

M5-144
<b>Do not use with lever bypass sockets.</b>

### Anti-Inversion Clip

K4802

### Isolated Neutral Kit




K1047

Please consult serving utility for their requirements prior to ordering or installing, as specifications and approvals vary by utility, and may require local electrical inspector approval. All installations must be installed by a licensed electrician and comply with all national and local codes, laws and regulations. Milbank reserves the right to make changes in specifications and features shown without notice or obligation. **WARNING** ⚠: This product can expose you to Chromium (hexavalent compounds) which is known to the State of California to cause cancer and/or birth defects or other reproductive harm. For more information, go to [www.P65Warnings.ca.gov](http://www.P65Warnings.ca.gov).




Fifth Terminal, Tap Connectors and Block Assemblies


Fifth Terminal

		
<b>5T8K2</b> - 100-200 Amps "Plug-In"	<b>K5T</b> - 200 Amps (Block with Square Hole)	<b>K3865</b> - Heavy Duty Jaw Clamping ( <b>K3866</b> Without Neutral Wire)


Tap Connectors (3 per set)

	Replaces the load or line-side slide-in nut assembly on Milbank 200 Amps sockets. Allows for a 100 Amps tap location in addition to the #6-350 kcmil load-side connector. <b>K5022</b> includes safety barrier extensions for applications over 300V. Three lugs per kit.
<b>K4977-INT</b> - Internal Hex	
<b>K4977-EXT</b> - External Hex	
<b>K5022-INT</b> - Internal Hex (set of 4 with barrier)	


Triplex Ground


<b>K1190</b> (For factory-installed triplex ground, add suffix -TG to catalog number).

100 Amps Blocks (single sockets only)


<b>BL7474</b> - Block Assembly
<b>BL7499</b> - Horn Bypass Block Assembly
<b>Z904486-AO</b> - Nut Assembly
<b>Z90327486-AO</b> - Horn Bypass Nut Assembly
<b>Z802965-AC</b> - Neutral without Nut
<b>Z901925-AC</b> - Hex Nut Set Screw

200 Amps Blocks (single sockets only)


<b>K4527</b> - Internal Hex Block Assembly (with meter support)
<b>K4528</b> - External Hex Block Assembly (with meter support)
<b>K4529</b> - Internal Hex Horn Bypass Block Assembly (with meter support)
<b>K4530</b> - External Hex Horn Bypass Block Assembly (with meter support)
<b>Z916265-AO</b> - Internal Nut Assembly
<b>Z916264-AO</b> - External Nut Assembly
<b>Z814898-AC</b> - Neutral without Nut




Please consult serving utility for their requirements prior to ordering or installing, as specifications and approvals vary by utility, and may require local electrical inspector approval. All installations must be installed by a licensed electrician and comply with all national and local codes, laws and regulations. Milbank reserves the right to make changes in specifications and features shown without notice or obligation. **WARNING** ⚠: This product can expose you to Chromium (hexavalent compounds) which is known to the State of California to cause cancer and/or birth defects or other reproductive harm. For more information, go to [www.P65Warnings.ca.gov](http://www.P65Warnings.ca.gov).

# Accessories

## UQFP Plug-In Series Circuit Breakers

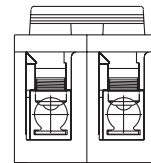
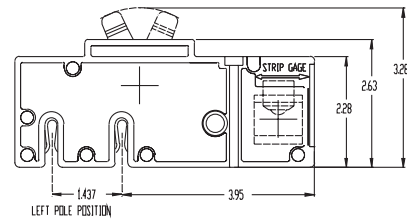
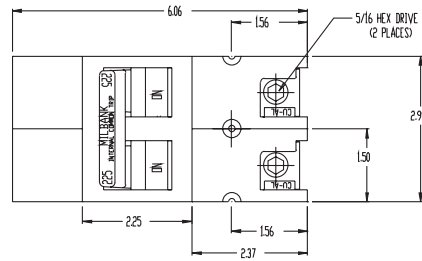
1 2 7



UQFP



UQFP-M



200 Amps Frame | Plug-In | 10K AIC and 22K AIC | Two-Pole | Common Trip

Amps	10K AIC Plug-In	22K AIC Plug-In	10K AIC Plug-In	22K AIC Plug-In	Connectors CU/AL	
					Line	Load
100	UQFP-100	UQFPH-100	UQFP-M-100	UQFPH-M-100	#3-#1	#1-1/0
125	UQFP-125	UQFPH-125	UQFP-M-125	UQFPH-M-125	#3-#1	#1-1/0
150	UQFP-150	UQFPH-150	UQFP-M-150	UQFPH-M-150	1/0-300	2/0-300
200	UQFP-200	UQFPH-200	UQFP-M-200	UQFPH-M-200	1/0-300	2/0-300

### Notes

- **UL-listed:** For use with 60°C or 75°C wire.
- **UQFP:** For parallel main circuit breaker applications.
- **UQFP-M:** For series main circuit breaker applications. Split load tab features allow for feed through capability.
- **Standard Packaging:** 5 units per 16 lb. carton.

Please consult serving utility for their requirements prior to ordering or installing, as specifications and approvals vary by utility, and may require local electrical inspector approval. All installations must be installed by a licensed electrician and comply with all national and local codes, laws and regulations. Milbank reserves the right to make changes in specifications and features shown without notice or obligation. **WARNING** ⚠: This product can expose you to Chromium (hexavalent compounds) which is known to the State of California to cause cancer and/or birth defects or other reproductive harm. For more information, go to [www.P65Warnings.ca.gov](http://www.P65Warnings.ca.gov).



UQFB Plug-In Series Circuit Breakers



UQFB-X1



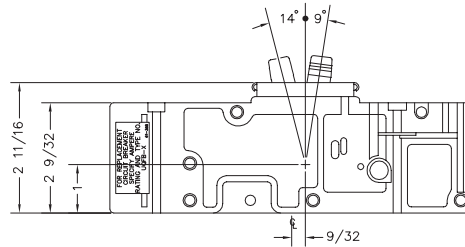
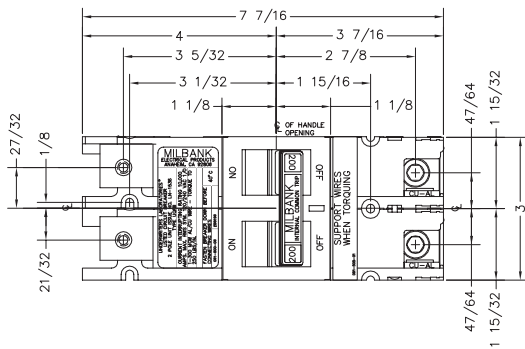
UQFB-X



UQFB



UQFB-X-MOD



200 Amps Frame | Bolt-On | 10K AIC and 22K AIC | Two-Pole | Common Trip

Amp	10K AIC Bolt-On	22K AIC Bolt-On	10K AIC Bolt-On	Connectors CU/AL	
				Line	Load
100	UQFB-100	UQFBH-100	UQFB-100-X1	#3-#1	#1-1/0
125	UQFB-125	UQFBH-125	UQFB-125-X1	#3-#1	#1-1/0
150	UQFB-150	UQFBH-150	UQFB-150-X1	1/0-300	2/0-300
175	UQFB-175	UQFBH-175	UQFB-175-X1	1/0-300	2/0-300
200	UQFB-200	UQFBH-200	UQFB-200-X1	1/0-300	2/0-300

Notes

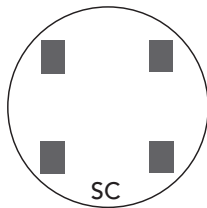
- **UL-listed:** For use with 60°C or 75°C wire.
- **UQFB:** (2) 1/0-300 kcmil lugs provided on load and line-side (cable-in, cable-out).
- **UQFB3:** Three-pole available. Consult factory.
- **UQFB-X:** (2) 1/0-300 kcmil lugs provided on load side and (2) line-bar bus connections on line-side.
- **UQFB-M:** For series main circuit breaker applications. Split-load tab features allow for feed through capability.
- **UQFB-X-MOD:** Replacement circuit breaker with line barriers removed.
- **Standard Packaging:** Five units per 16 lb. carton.



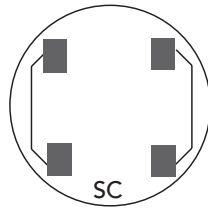
Please consult serving utility for their requirements prior to ordering or installing, as specifications and approvals vary by utility, and may require local electrical inspector approval. All installations must be installed by a licensed electrician and comply with all national and local codes, laws and regulations. Milbank reserves the right to make changes in specifications and features shown without notice or obligation. **WARNING** ⚠: This product can expose you to Chromium (hexavalent compounds) which is known to the State of California to cause cancer and/or birth defects or other reproductive harm. For more information, go to [www.P65Warnings.ca.gov](http://www.P65Warnings.ca.gov).

# Watt-hour Meter Forms

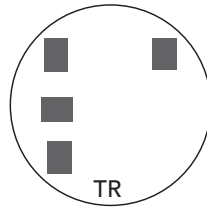
Standard Forms | Transformer Rated or Self-Contained



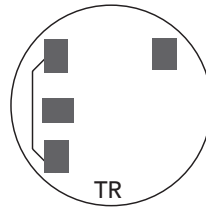
2 and 3-WIRE FORMS  
1S & 2S



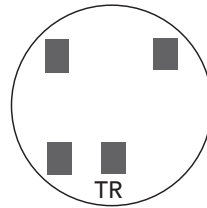
2 and 3-WIRE FORMS  
1S & 2S with bypass



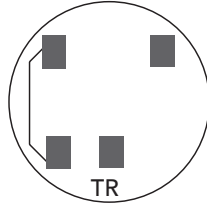
2-WIRE FORM 3S  
5th Term. 9 o'clock



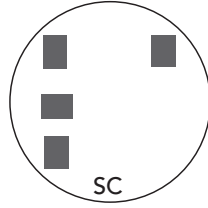
2-WIRE FORM 3S  
with bypass



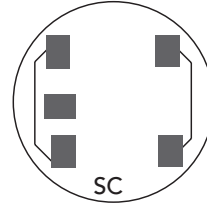
2-WIRE FORM 3S  
5th Term. 6 o'clock



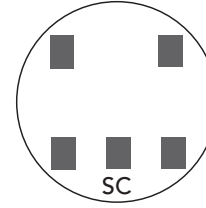
2-WIRE FORMS 3S  
with bypass



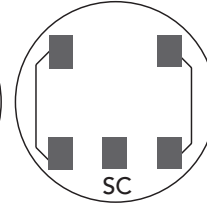
2 ELEMENT 3-WIRE  
NETWORK FORM 12S  
5th Term. 9 o'clock



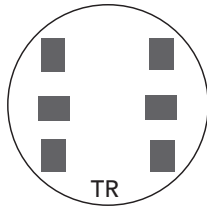
2 ELEMENT 3-WIRE  
NETWORK FORM 12S  
5th Term. 9 o'clock



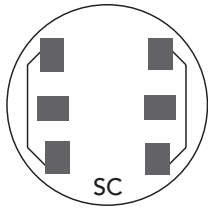
2 ELEMENT 3-WIRE  
NETWORK FORM 12S  
5th Term. 6 o'clock



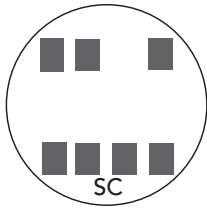
2 ELEMENT 3-WIRE  
NETWORK FORM 12S  
with bypass  
5th Term. 6 o'clock



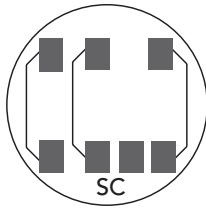
3-WIRE FORMS 4S



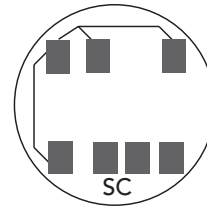
3-WIRE FORM 4S  
with bypass



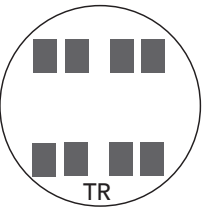
2 or 3 ELEMENT  
3Ø4W Y or Δ  
Y FORM 14S



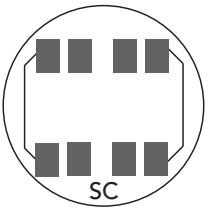
2 or 3 ELEMENT  
3Ø4W Y or Δ  
with bypass



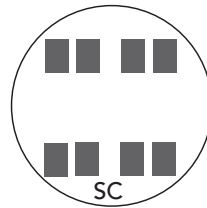
2 ELEMENT 3Ø4W Y or  
Δ Y FORM 7S Δ FORM 24S  
with bypass



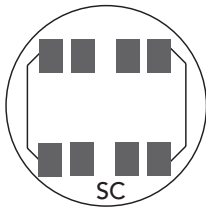
2 ELEMENT  
2Ø3W, 2Ø4W, 3Ø3W  
FORM 5S



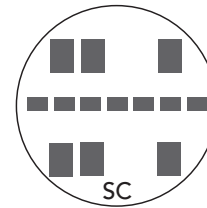
2 ELEMENT  
2Ø3W, 2Ø4W, 3Ø3W  
FORM 5S with bypass



2 ELEMENT  
2Ø3W, 2Ø4W, 3Ø3W  
FORM 13S

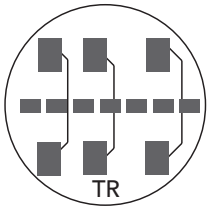


2 or 3 ELEMENT  
2Ø3W, 2Ø4W, 3Ø3W  
FORM 13S with bypass

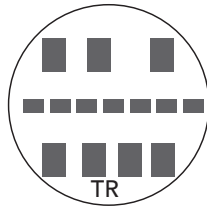


2 or 3 ELEMENT 3Ø4W  
Y or Δ Y FORM 9S  
Δ FORM 8S

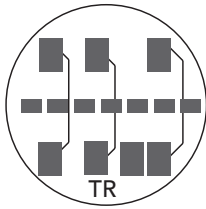
TR= Transformer Rated  
SC= Self-Contained



2 or 3 ELEMENT  
3Ø3W, Y or Δ  
FORM 8S & 9S with bypass



2 ELEMENT  
3Ø4W Y  
FORM 6S

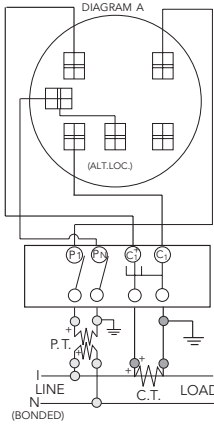


2 ELEMENT  
3Ø4W Y FORM 6S  
with bypass

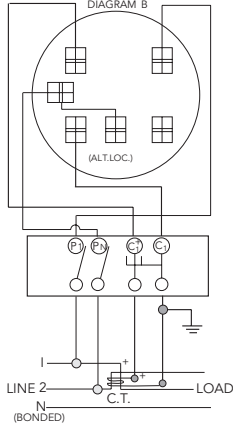
Please consult serving utility for their requirements prior to ordering or installing, as specifications and approvals vary by utility, and may require local electrical inspector approval. All installations must be installed by a licensed electrician and comply with all national and local codes, laws and regulations. Milbank reserves the right to make changes in specifications and features shown without notice or obligation. **WARNING** ⚠: This product can expose you to Chromium (hexavalent compounds) which is known to the State of California to cause cancer and/or birth defects or other reproductive harm. For more information, go to [www.P65Warnings.ca.gov](http://www.P65Warnings.ca.gov).



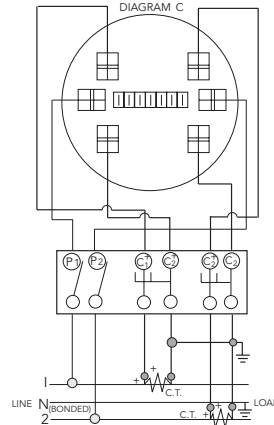
**DIAGRAM A**  
 1Ø2W with 1 P.T. and 1 C.T.  
 Single Stator Meter (2W1Ø) - Form 3S  
 5T Socket, Test Switch #TS04-0101



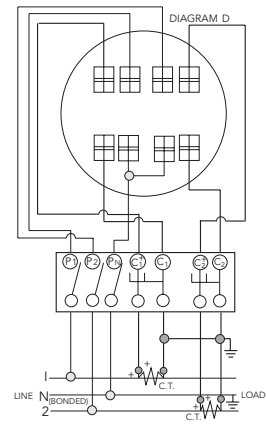
**DIAGRAM B**  
 1Ø3W with 1 C.T.  
 Single Stator Meter (2W1Ø) - Form 3S  
 5T Socket, Test Switch #TS04-0101



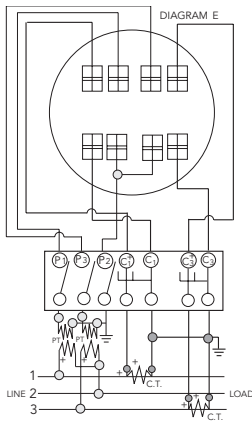
**DIAGRAM C**  
 1Ø3W with 2 C.T.'s  
 Single Stator Meter (3W1Ø) - Form 4S  
 6T Socket, Test Switch #TS07-0105



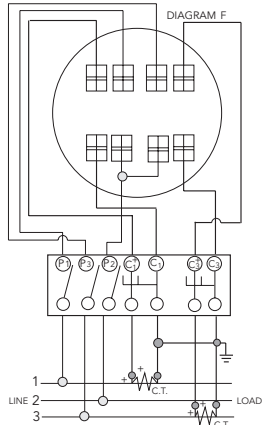
**DIAGRAM D**  
 1Ø3W or 3W Network with 2 C.T.'s  
 2 Stator Meter - Form 5S  
 8T Socket, Test Switch #TS07-0105



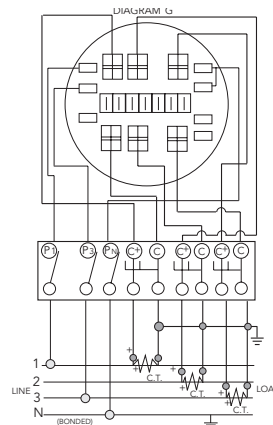
**DIAGRAM E**  
 3Ø3W "Δ" with 2 P.T.'s and 2 C.T.'s  
 2 Stator Meter - Form 5S  
 8T Socket, Test Switch #TS07-0105



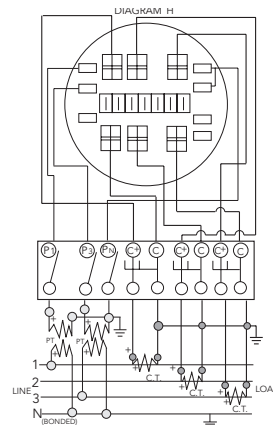
**DIAGRAM F**  
 3Ø3W "Δ" with 2 C.T.'s  
 2 Stator Meter - Form 5S  
 8T Socket, Test Switch #TS07-0105



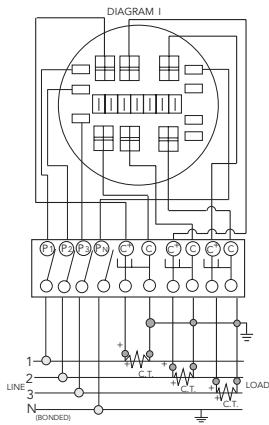
**DIAGRAM G**  
 3Ø4W "Y" with 3 C.T.'s  
 2 1/2 Stator Meter - Form 6S  
 13T Socket, Test Switch #TS10-0109



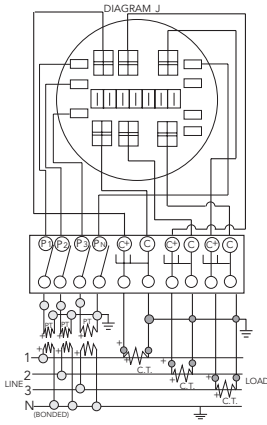
**DIAGRAM H**  
 3Ø4W "Y" with 2 P.T.'s and 3 C.T.'s  
 2 1/2 Stator Meter - Form 6S  
 13T Socket, Test Switch #TS10-0109



**DIAGRAM I**  
 3Ø4W "Y" or "Δ" with 3 C.T.'s  
 "Y" 3 Stator Meter - Form 9S  
 "Δ" 2 Stator Meter - Form 8S  
 13T Socket, Test Switch #TS10-0109



**DIAGRAM J**  
 3Ø4W "Y" with 3 P.T.'s and 3 C.T.'s  
 3 Stator Meter - Form 9S  
 13T Socket, Test Switch #TS10-0109



### Prewiring

If standard factory prewiring is required, refer to wiring diagrams on this page. Determine appropriate diagram and send a copy with order. If custom factory prewiring is required, specify on order. Be sure to include meter socket catalog number, test switch make and catalog number, meter form number and provide a copy of your wiring diagram.



Please consult serving utility for their requirements prior to ordering or installing, as specifications and approvals vary by utility, and may require local electrical inspector approval. All installations must be installed by a licensed electrician and comply with all national and local codes, laws and regulations. Milbank reserves the right to make changes in specifications and features shown without notice or obligation. **WARNING** ⚠: This product can expose you to Chromium (hexavalent compounds) which is known to the State of California to cause cancer and/or birth defects or other reproductive harm. For more information, go to [www.P65Warnings.ca.gov](http://www.P65Warnings.ca.gov).

# Energization of Electrical Equipment

## Important Information for Installers

### Important Note

In addition to national and local electrical codes, many utilities have specific requirements for metering equipment. Always consult the serving utility for their specifications and requirements prior to ordering or installing Milbank meter mounting equipment.

### Before Energizing

1. Give equipment a thorough visual examination to determine that:
  - A. No shipping or installation damage exists.
  - B. Proper clearances have been maintained.
  - C. All connections have been made.
  - D. Equipment is clean and dry.
2. Make a thorough examination to:
  - A. Verify tightness of all bolted connections (see table below).
  - B. Manually operate all circuit breakers, switches, relays, etc.
  - C. Check rigidity of all mountings, bus bars and components.
  - D. Use test equipment to check continuity of circuitry and integrity of insulation.
3. All switches and circuit breakers should be in the "off" position.
4. Verify that manual meter bypass (if applicable) is in non-bypass position.
5. Install cover and/or close doors.
6. If installation is not being energized at this time, follow "after-energizing" steps listed below. These steps will secure the installation in case of accidental energization.

### When Energizing

Use caution and follow established safety procedures:

- 1) Wear safety apparel.
- 2) Use safety equipment.
- 3) Take action to prevent injury to yourself and others in the event of failure of the installation.
- 4) Take action to prevent/decrease damage to property in the event of failure of the installation.
- 5) If you are unsure how to safely energize the installation, get someone who is knowledgeable to do it.

### After Energizing

Secure the installation:

- 1) To prevent accidental contact with energized parts, cover all openings with approved filler devices.
- 2) To prevent unauthorized access, secure all covers and/or doors with approved security devices.
- 3) Attach/post information to advise others of potential hazards associated with the installation.

### Recommended Torque for General Applications\*

Nominal Size	Joint Description		Head Type	Torque (Inch Lbs.)
	Screw	Nut		
10	Brass	Brass Nut or Extruded Hole	All	20-25 inch lbs.
10	Steel	Copper or Aluminum Busbar ≤ 1/8"	All	25-30 inch lbs.
10	Steel	Steel Nut or Extruded Hole; CU or AL Busbar > 1/8"	All	30-35 inch lbs.
12	Steel	Aluminum Extruded Hole	All	30-35 inch lbs.
12	Steel	Steel Nut or Extruded Hole	All	40-50 inch lbs.
1/4	Steel	Aluminum Extruded Hole	All	40-50 inch lbs.
1/4	Steel	Steel Nut or Extruded Hole; CU or AL Busbar	All	50-60 inch lbs.
5/16	Steel	Aluminum Extruded Hole	Hex	60-70 inch lbs.
5/16	Steel	Steel Nut or Extruded Hole; CU or AL Busbar	Hex	100-150 inch lbs.
3/8	Steel	Steel Nut	Hex	150-200 inch lbs.
1/2	Steel	Steel Nut	Hex	200-250 inch lbs.

\* Interior labels typically indicate the required torque for wire connectors and studs, and should be referenced first.  
**CU:** Copper  
**AL:** Aluminum

Please consult serving utility for their requirements prior to ordering or installing, as specifications and approvals vary by utility, and may require local electrical inspector approval. All installations must be installed by a licensed electrician and comply with all national and local codes, laws and regulations. Milbank reserves the right to make changes in specifications and features shown without notice or obligation. **WARNING** ⚠: This product can expose you to Chromium (hexavalent compounds) which is known to the State of California to cause cancer and/or birth defects or other reproductive harm. For more information, go to [www.P65Warnings.ca.gov](http://www.P65Warnings.ca.gov).



## Materials

### Steel Quality

---

The meter equipment listed in this catalog is made of galvanized steel (AISI\* G90) to maximize weather resistance.

\*American Iron and Steel Institute.

### Steel Sheet

---

16-gauge, galvanized, sheet: 1 1/4 oz./ sq.ft. class zinc-coated. (AISI G90) 14-gauge, galvanized, sheet: 1 1/4 oz./ sq.ft. class zinc-coated.

### Aluminum Extrusion

---

**Wire-terminals:** Alloy; 6061-T6, tin-plated for CU/AL wire.

**Bus bar:** Alloy; 6101-O and 6063-O

### Aluminum Sheet

---

3000 series aluminum sheet, H14, or 5052 series aluminum sheet, H32. Where applicable thicknesses range from .064 – .125.

### Copper Sheet and Bus

---

Electrolytic copper with tin plating in most applications.

### Insulating Materials

---

- In most units, support bases for current-carrying components are molded from fiberglass reinforced high-strength, track resistant thermoset polyester molding compounds.
- Clear or black safety shields and polarity barriers are molded from high-strength, track resistant, polycarbonate molding compounds.
- Various sheet insulating materials, as appropriate for the application are utilized in the fabrication of flat, formed and punched component parts and barriers.

## Finish

### Process

---

Light gray state-of-the-art electrostatically applied powder paint offers a durable, non-fading finish. For further information concerning the chemical analysis of the weather-resistant finish, please contact your local Milbank Manufacturers' Representative.

### Metal Fasteners

---

Zinc-coated with a chromate dip.

## Ratings and Compliance

All Milbank electrical enclosures in this catalog are rated NEMA 3R enclosure unless otherwise specified on individual product pages. All enclosures with a UL designation are constructed per the appropriate UL standard and may be installed per the National Electric Code. UL procedure files associated with the UL Standards are listed as follows: Meter Sockets (UL 414, File E30202), Test Switches (UL 414, File E62531), Power Outlets (UL 231, File E90945), Panelboards (UL 67, File E32628) and Pullout Switches (UL 1429, File E133062). Additional standards are utilized as applicable: Meter Sockets (ANSI C12.7), Test Switches (ANSI C12.9) and Panelboards (NEMA PB-1).



Please consult serving utility for their requirements prior to ordering or installing, as specifications and approvals vary by utility, and may require local electrical inspector approval. All installations must be installed by a licensed electrician and comply with all national and local codes, laws and regulations. Milbank reserves the right to make changes in specifications and features shown without notice or obligation. **WARNING** ⚠: This product can expose you to Chromium (hexavalent compounds) which is known to the State of California to cause cancer and/or birth defects or other reproductive harm. For more information, go to [www.P65Warnings.ca.gov](http://www.P65Warnings.ca.gov).

<b>Symbols</b>			
5T8K2 .....	125	363612-CT3R-SP .....	60
10URMD .....	98	364812-CT3R-SP2 .....	60
10URMD24 .....	98	701776-MO .....	85
16URMD .....	98	703997-MO .....	85
16URMD24 .....	98	704995-MO .....	85
20URMD .....	98	706761-MO .....	85
20URMD24 .....	98	707682-AC .....	45
25URMD .....	98	707915-MO .....	85
25URMD24 .....	98	708080-MO .....	85
114TB .....	6, 32	708570-AC .....	45
115TB .....	6, 32	708777-MO .....	85
117TB .....	6, 32	708784-MO .....	85, 94
124TB .....	6, 32	708785-MO .....	85
125TB .....	6, 32		
127TB .....	6, 32	<b>A</b>	
214MTB .....	6, 33, 44	A7514 .....	123
214MTB/22 .....	6, 34, 44	A7515 .....	123
214MTB-48 .....	6, 35, 44	A7516 .....	123
214MTB-P .....	6, 36, 45	A7517 .....	123
214MTB-P48 .....	6, 36, 45	A7518 .....	123
215MTB .....	6, 33, 44	A7551 .....	123
215MTB-48 .....	6, 35, 44	A8110 .....	123
215MTB-P .....	6, 36, 45	A8111 .....	123
215MTB-P48 .....	6, 36, 45	A8112 .....	123
217MTB .....	6, 33, 44	A9064 .....	123
217MTB/22 .....	34, 44	AP2300-03 .....	11
217MTB-48 .....	6, 35	AP2300-04 .....	11
217MTB48 .....	44		
217MTBB/22 .....	6	<b>B</b>	
217MTB-P .....	6, 36, 45	BC214 .....	49
217MTB-P48 .....	6, 36, 45	BC234 .....	49
224MTB .....	6, 37, 44	BC318 .....	49
224MTB/22 .....	6, 38, 44	BC338 .....	49
224MTB-48 .....	39	BC418 .....	49
224MTB-P .....	6, 40, 45	BC438 .....	49
224MTB-P48 .....	6, 40, 45	BC518 .....	49
225MTB .....	6	BC538 .....	49
225MTB-P .....	6, 40	BC618 .....	49
225MTB-P48 .....	6, 40, 45	BC638 .....	49
227MTB .....	6, 37, 44	BL7474 .....	125
227MTB/22 .....	6, 38, 44	BL7499 .....	125
227MTB-48 .....	6, 39, 44		
227MTB-125 .....	44	<b>C</b>	
227MTB-150 .....	44	CL-200D .....	93
227MTB-175 .....	44	CL200-D .....	93
227MTB-P .....	6, 40, 45	CP3B-AUX-1200 .....	96
227MTB-P48 .....	6, 40, 45	CP-ABK5/8 .....	109
6003 .....	124	CP-PE-HOA-3POS .....	109
6116 .....	124	CP-PE-TYP5-2POS .....	109
243210-LC3R-SP .....	60	CP-TC7D .....	109
323610-LC3R-SP .....	60	CP-TC24H .....	109
363016-CT3R .....	60	CP-TCWIRE .....	109
		CT24329-SC .....	64
		CT203611-HC .....	64
		CT242411-SC .....	64
		CT243011-HC .....	64
		CT243011-SC .....	64
		CT243611-HC .....	64
		CT243611-SC .....	64
		CT244811-HC .....	7, 64
		CT244811-SC .....	7, 64
		CT303011-SC .....	64
		CT303611-HC .....	64
		CT303611-SC .....	64
		CT303614-SC .....	64
		CT304811-HC .....	7, 64
		CT363611-HC .....	64
		CT363611-SC .....	64
		CT364211-SC .....	64
		CT364811-HC .....	7, 64
		CT364811-SC .....	7, 64
		CT364814-SC .....	7, 64
		CT424211-SC .....	64
		CT484811-HC .....	7, 64
		CT484811-SC .....	7, 64
		CT484814-HC .....	7, 64
		CT484814-SC .....	64
		<b>E</b>	
		ED42B100 .....	44
		ED43B100 .....	44
		<b>F</b>	
		FXD62B200 .....	44
		FXD63B200 .....	44
		<b>K</b>	
		K5T .....	125
		K1047 .....	124
		K1190 .....	125
		K1350 .....	124
		K1350L .....	124
		K1539 .....	124
		K1540 .....	124
		K1540L .....	124
		K1541 .....	124
		K3082 .....	124
		K3083 .....	124
		K3441 .....	124
		K3442 .....	124
		K3865 .....	109, 125
		K3866 .....	125
		K4527 .....	125
		K4528 .....	125
		K4529 .....	125
		K4530 .....	125

Please consult serving utility for their requirements prior to ordering or installing, as specifications and approvals vary by utility, and may require local electrical inspector approval. All installations must be installed by a licensed electrician and comply with all national and local codes, laws and regulations. Milbank reserves the right to make changes in specifications and features shown without notice or obligation. **WARNING** ⚠: This product can expose you to Chromium (hexavalent compounds) which is known to the State of California to cause cancer and/or birth defects or other reproductive harm. For more information, go to [www.P65Warnings.ca.gov](http://www.P65Warnings.ca.gov).



K4722 .....7, 61  
 K4729 .....7, 61  
 K4793 .....61, 62, 63  
 K4794 .....61, 62, 63  
 K4795 .....61  
 K4796 .....61  
 K4797 .....7, 61  
 K4798 .....7, 61  
 K4800-D .....93  
 K4802 .....124  
 K4806-BP .....60  
 K4903 .....7, 61  
 K4904 .....7, 61  
 K4977-EXT .....125  
 K4977-INT .....125  
 K5022 .....125  
 K5022-INT .....125  
 K5400-100MBM .....94  
 K5400-100MBU .....94  
 K5747 .....61  
 K5752 .....61  
 K5815 .....124  
 K5820 .....124  
 K5830 .....124  
 K5920-10GR .....88  
 K5920-11GR .....88  
 K5920-38 .....88  
 K5920-41 .....88  
 K5920-54 .....88  
 K5920-58 .....88  
 K5920-75 .....88  
 K5920-111GR .....88  
 K5920-522 .....88  
 K5920-BLANK .....88  
 K6494 .....62, 63  
 K6497 .....62, 63  
 K6498 .....62, 63  
 K8180 .....124

**M**

M5-144 .....124  
 M401-UG .....6, 30  
 M401-UG-BS .....6, 30  
 M404-UG-LC .....6, 31  
 M404-UG-LC-BS .....6, 31  
 MPAP-100-MB-78 .....7, 71  
 MPAP-100-MB-PD .....7, 71  
 MPAP-200-MB-20GR-78 .....7, 71  
 MPAP-200-MB-78 .....7, 71  
 MPAP-200-MBLC-80 .....72  
 MPAP-200-MB-PD .....7, 71  
 MPAPD-100-MB-78 .....7, 71  
 MPAPD-100-MB-PD .....7, 71  
 MPAPD-200-MB-78 .....7, 71

MPAPD-200-MB-PD .....7, 71  
 MPRV-50-MB-78 .....7, 70  
 MPRV-100-MB-50-78 .....7, 70  
 MPRV-100-MB-50-PD .....7, 70  
 MPRV-100-MB-78 .....7, 70  
 MPRV-100-MB-503020GR-78 .....7, 70  
 MPRV-100-MBLC-80 .....72  
 MPRVD-50-MB-78 .....7, 70  
 MPRVD-100-MB-78 .....7, 70  
 MPRVD-100-MB-PD .....7, 70  
 MR-2 .....95  
 MS-24-TB .....46  
 MS-25-TB .....46  
 MS-27-TB .....46

**P**

P-10GWR .....93  
 P-13 .....93  
 P-54 .....93  
 PB-011 .....7, 47  
 PB-012 .....7, 47  
 PB-014 .....7, 47, 48  
 PB-014-NK .....7, 47, 48  
 PB-016 .....48  
 PB-018 .....7, 47, 48  
 PB-018-NK .....47, 48  
 PB-032 .....7, 47  
 PB-034 .....7, 47, 48  
 PB-034-NK .....7, 47, 48  
 PB-038 .....7, 47  
 PB-038-NK .....7, 47  
 PT223 .....46  
 PT224 .....46  
 PT263 .....46  
 PT264 .....46  
 PT323 .....46  
 PT324 .....46  
 PT363 .....46  
 PT364 .....46

**Q**

Q115 .....85  
 Q120 .....85, 94  
 Q130 .....85, 94  
 Q220 .....85  
 Q250 .....85, 94  
 Q2100 .....85  
 QJ22B200H .....44  
 QJ23B200 .....44  
 QJH23B200L .....44

**S**

S8324 .....123

**T**

TB100-5 .....46  
 TB100-47 .....46  
 TB200-5 .....46  
 TB200-47 .....46  
 TB200-LL .....46

**U**

U214MTB .....6, 33, 44  
 U214MTB/22 .....6, 34, 44  
 U214MTB-48 .....6, 35, 44  
 U214MTBL .....6, 41, 43, 44  
 U214MTBL/22 .....42  
 U214MTB-P .....6, 36, 45  
 U214MTB-P48 .....6, 36, 45  
 U214MTBPL .....6, 41, 45  
 U215MTB .....6, 33, 44  
 U215MTB-48 .....6, 44  
 U215MTB-P .....6, 36, 45  
 U215MTB-P48 .....6, 36, 45  
 U217MTB .....6, 33, 44  
 U217MTB/22 .....34, 44  
 U217MTB-48 .....6, 35, 44  
 U217MTBB/22 .....6  
 U217MTBL .....6, 41, 43, 44  
 U217MTBL/22 .....42  
 U217MTB-P .....6, 36, 45  
 U217MTB-P48 .....6, 36, 45  
 U217MTBPL .....6, 41, 45  
 U224MTB .....6, 37, 44  
 U224MTB/22 .....6, 38, 44  
 U224MTB-48 .....6, 39, 44  
 U224MTBL .....6, 41, 44  
 U224MTBL/22 .....42  
 U224MTB-P .....6, 40, 45  
 U224MTB-P48 .....6, 40, 45  
 U224MTBPL .....6, 41, 45  
 U225MTB .....6, 44  
 U225MTBPL .....45  
 U227MTB .....6, 37, 44  
 U227MTB/22 .....6, 38, 44  
 U227MTB-48 .....6, 39, 44  
 U227MTB-125 .....44  
 U227MTB-150 .....44  
 U227MTB-175 .....44  
 U227MTBL .....6, 41, 43, 44  
 U227MTBL/22 .....42  
 U227MTB-P .....6, 40, 45  
 U227MTB-P48 .....6, 40, 45  
 U227MTBPL .....7, 41, 43, 45  
 U1060-RL .....14  
 U1079-R .....21  
 U1129-O-K3L-K2L .....21



Please consult serving utility for their requirements prior to ordering or installing, as specifications and approvals vary by utility, and may require local electrical inspector approval. All installations must be installed by a licensed electrician and comply with all national and local codes, laws and regulations. Milbank reserves the right to make changes in specifications and features shown without notice or obligation. **WARNING** ⚠: This product can expose you to Chromium (hexavalent compounds) which is known to the State of California to cause cancer and/or birth defects or other reproductive harm. For more information, go to [www.P65Warnings.ca.gov](http://www.P65Warnings.ca.gov).

U1211-RXL.....	18	U3584-O-200.....	6, 25	U5200-XL-75.....	87
U1252-X-K1.....	52	U3587-O-200.....	25	U5220-XL.....	87
U1253-X-K3.....	52	U3597-O-200.....	6	U5220-XL-41.....	87
U1254-X-K3.....	52	U3802.....	8	U5220-XL-55.....	87
U1255-X-K4.....	52	U3812.....	8	U5220-XL-75.....	87
U1256-X-K4.....	52	U3822-20GWR.....	9	U5240-O-100S.....	77
U1431-R*.....	21	U3832.....	8	U5240-O-200S.....	77
U1432-O*.....	21	U3852-XL.....	18	U5241-O-100S.....	77
U1527-O.....	14	U3862.....	8	U5241-O-200S.....	77
U1681-RL.....	13	U4013-X.....	23	U5242-O-200S.....	77
U1797-O-K3L-K2L.....	21	U4015-O.....	6, 15	U5243-O-200S.....	77
U1819-X*.....	21	U4175-RL-BLG*.....	12	U5268-XTL-150.....	26
U1980-O.....	14	U4517-DL-M4.....	15	U5268-XTL-150-KK.....	26
U2120-X.....	23	U4518-O-W.....	15	U5268-XTL-200.....	26
U2594-X.....	23	U4518-XL-W.....	15	U5268-XTL-200-KK.....	26
U2827-X*.....	23	U4540-XL.....	97	U5269-XTL-200.....	26
U3319-R.....	65	U4542-XL.....	97	U5300-O.....	87
U3320-R.....	7, 65	U4544-XL.....	97	U5300-O-41.....	87
U3321-R.....	65	U4546-XL.....	97	U5300-O-55.....	87
U3322-R.....	7, 65	U4548-RXL.....	97	U5300-O-75.....	87
U3323-R.....	65	U4549-RXL.....	97	U5320-O.....	87
U3328-RXL.....	15	U4881-O-50GB.....	10	U5320-O-41.....	87
U3339-O.....	65	U4881-O-60GB.....	10	U5320-O-55.....	87
U3340-O.....	7, 65	U5000.....	93	U5320-O-75.....	87
U3341-O.....	65	U5000-XL.....	86	U5706-O-200S.....	81
U3342-O.....	7, 65	U5000-XL-41.....	86	U5706-O-200S-KK.....	81
U3343-O.....	65	U5000-XL-55.....	86	U5707-O-200S.....	81
U3355-R.....	7	U5000-XL-75.....	86	U5882-X.....	53
U3412-O.....	50	U5056-O.....	22	U5883-X.....	53
U3413-O.....	50	U5100.....	93	U5884-X.....	53
U3414-O.....	50	U5100-XL.....	86	U5885-X.....	53
U3415-O.....	50	U5100-XL-41.....	86	U5886-X.....	53
U3416-O.....	50	U5100-XL-55.....	86	U5902-X.....	53
U3462-O.....	50	U5100-XL-75.....	86	U5903-X.....	53
U3463-O.....	50	U5136-O-100S.....	79	U5904-X.....	53
U3464-O.....	50	U5136-O-200S.....	79	U5905-X.....	53
U3465-O.....	50	U5137-O-100S.....	79	U5906-X.....	53
U3466-O.....	50	U5137-O-200S.....	79	U5929-XL-INS.....	12
U3504-XL.....	17	U5138-O-200S.....	79	U5934-XL-BLG.....	12
U3507-XL.....	17	U5139-O-200S.....	79	U5971-XL-100.....	24
U3514-XL.....	17	U5168-XTL-100.....	26	U5971-XL-200.....	24
U3517-XL.....	17	U5168-XTL-100-KK.....	26	U6020.....	7
U3522-XL-K1.....	51	U5168-XTL-100-KK-5T.....	26	U6020-O-2/200.....	6, 29
U3523-XL-K1.....	51	U5168-XTL-150.....	26	U6034-O-2/200.....	27
U3524-XL-K2.....	51	U5168-XTL-150-KK.....	26	U6087-XL*.....	12
U3525-XL-K2.....	51	U5168-XTL-150-KK-5T.....	26	U6087-XL-INS*.....	12
U3532-X-K1.....	52	U5168-XTL-200.....	26	U6088.....	7
U3533-X-K3.....	52	U5168-XTL-200-KK.....	26	U6088-O-2-200.....	6, 29
U3534-X-K3.....	52	U5169-XTL-100.....	26	U6089.....	7
U3548-X.....	6	U5169-XTL-150.....	26	U6089-O-2-200.....	6, 29
U3548-X*.....	22	U5169-XTL-200.....	26	U6092-R-2-200.....	28
U3555-R.....	65	U5200.....	93	U6093-R-2-200.....	28
U3565-O.....	7, 65	U5200-XL.....	87	U6181.....	7
U3574-RL-200.....	6, 25	U5200-XL-41.....	87	U6181-O-1/200.....	6, 29
U3577-RL-200.....	6, 25	U5200-XL-55.....	87	U6194.....	7

Please consult serving utility for their requirements prior to ordering or installing, as specifications and approvals vary by utility, and may require local electrical inspector approval. All installations must be installed by a licensed electrician and comply with all national and local codes, laws and regulations. Milbank reserves the right to make changes in specifications and features shown without notice or obligation. **WARNING** ⚠: This product can expose you to Chromium (hexavalent compounds) which is known to the State of California to cause cancer and/or birth defects or other reproductive harm. For more information, go to [www.P65Warnings.ca.gov](http://www.P65Warnings.ca.gov).



U6194-O-1/200 .....	6, 29	UC7461-YL-TGE-DES.....	56	Z916264-AO.....	125
U6276-O-10GR .....	7	UC7544-RL.....	55	Z916265-AO.....	125
U6276-O-41 .....	7	UC7545-RL.....	55	Z917602-AC.....	94
U6276-O-54 .....	7	UC7582-RL.....	55	Z918449-AC.....	95
U6276-O-55 .....	7	UC7636-YL-TGE-DES.....	56	Z918466-AC.....	94
U6276-O-75.....	7	UF4015-KO.....	6, 16	Z1050596.....	85
U6276-O-100.....	7	UF4517-KO.....	16	Z90327486-AO .....	125
U6276-O-100MB .....	7	UF4518-KO.....	16		
U6276-O-100S .....	75	UF4969-KO*.....	16		
U6276-O-100S-75W-1013-PGE.....	75	UQFB-100.....	127		
U6278-O-100S-55.....	75	UQFB-100-X1.....	127		
U6278-O-100S-55-G1.....	75	UQFB-125.....	127		
U6500-X-PGE.....	66	UQFB-125-X1.....	127		
U6584-O-2/200.....	27	UQFB-150.....	127		
U6585-O-2/200-5T9.....	27	UQFB-150-X1.....	127		
U7021-RL-TG.....	14	UQFB-175.....	127		
U7040-XL-TG.....	14	UQFB-175-X1.....	127		
U7043-XL-TG.....	14	UQFB-200.....	127		
U7422-RXL.....	19	UQFB-200-X1.....	127		
U7423-RXL.....	19	UQFBH-100.....	127		
U7487-O.....	13	UQFBH-125.....	127		
U7487-RL.....	13	UQFBH-150.....	127		
U7490-O.....	13	UQFBH-175.....	127		
U7490-RL.....	13	UQFBH-200.....	127		
U7573-RL.....	19	UQFP-100.....	126		
U8032-XL.....	51	UQFP-125.....	126		
U8033-XL.....	51	UQFP-150.....	126		
U8034-XL.....	51	UQFP-200.....	126		
U8035-XL.....	51	UQFPH-100.....	126		
U8036-XL.....	51	UQFPH-125.....	126		
U8100-RL.....	19	UQFPH-150.....	126		
U9319-XL.....	18	UQFPH-200.....	126		
U9320-RXL.....	19	UQFPH-M-100.....	126		
U9550-RRL.....	20	UQFPH-M-125.....	126		
U9551-RXL.....	20	UQFPH-M-150.....	126		
U9700-RRL.....	20	UQFPH-M-200.....	126		
U9701-RXL.....	20	UQFP-M-100.....	126		
U9800-RRL*.....	20	UQFP-M-125.....	126		
U9801-RXL*.....	20	UQFP-M-150.....	126		
UC1290-XL.....	55	UQFP-M-200.....	126		
UC1291-RL.....	55	USE-AP-200-ML.....	24		
UC1299-XL.....	55				
UC1300-RL.....	55				
UC3423-XL.....	56				
UC3425-XL.....	56				
UC3426-XL.....	56				
UC3428-XL.....	56				
UC3433-XL.....	7, 56				
UC3434-XL.....	7, 56				
UC3435-XL.....	7, 56				
UC3436-XL.....	7, 56				
UC3438-XL.....	7, 56				
UC7233-XL.....	55				
UC7235-XL.....	55				
UC7237-XL.....	55				

**Z**

Z020-148-00-00-0.....	85
Z700911-MO.....	85
Z701776-MO.....	95
Z708080-MO.....	95
Z708767-MO.....	95
Z802965-AC.....	125
Z814898-AC.....	125
Z818052-SC.....	95
Z901925-AC.....	125
Z904486-AO.....	125
Z915141-AC.....	94



Please consult serving utility for their requirements prior to ordering or installing, as specifications and approvals vary by utility, and may require local electrical inspector approval. All installations must be installed by a licensed electrician and comply with all national and local codes, laws and regulations. Milbank reserves the right to make changes in specifications and features shown without notice or obligation. **WARNING** ⚠: This product can expose you to Chromium (hexavalent compounds) which is known to the State of California to cause cancer and/or birth defects or other reproductive harm. For more information, go to [www.P65Warnings.ca.gov](http://www.P65Warnings.ca.gov).



**MILBANK**<sup>®</sup>  
ENERGY AT WORK

Milbank Manufacturing | 4801 Deramus Ave., Kansas City, MO 64120 | 877.483.5314  
milbankworks.com | @milbankworks