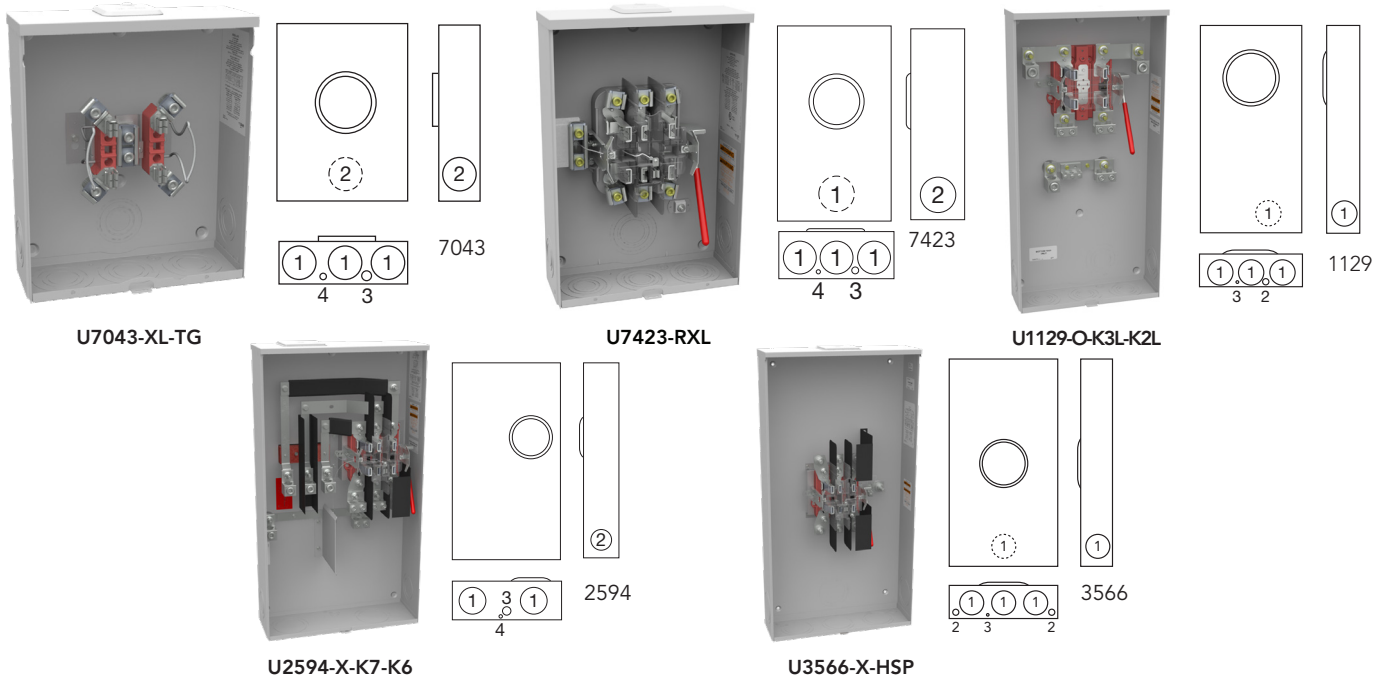




# Georgia Power Approvals

## Meter Sockets



### 200 Amps | 4 Terminals | Ringless | Single Phase

Catalog Number	Terminals	Hub	Connectors CU/AL		Bypass	Dimensions			Knockouts			
			Line	Load		D"	W"	H"	1	2	3	4
U7043-XL-TG	4	C.P.	#6-350	#6-350	None	4 <sup>7</sup> / <sub>8</sub>	13	15 <sup>1</sup> / <sub>2</sub>	3	2 <sup>1</sup> / <sub>2</sub>	1/4, 1/2	1/4

### 200 Amps | 7 Terminals | Ringless | Lever Bypass | Three Phase

Catalog Number	Terminals	Hub	Connectors CU/AL		Bypass	Dimensions			Knockouts			
			Line	Load		D"	W"	H"	1	2	3	4
U7423-RXL	7	C.P.	#6-350	#6-350	Lever	4 <sup>7</sup> / <sub>8</sub>	13	19	3	2 <sup>1</sup> / <sub>2</sub>	1/4, 1/2	1/4

### 320 Amps | 4 Terminals | Ringless | Lever Bypass | Single Phase

Catalog Number	Terminals	Hub	Connectors CU/AL		Bypass	Dimensions			Knockouts			
			Line	Load		D"	W"	H"	1	2	3	4
U1129-O-K3L-K2L	4	C.P.	(1) #4-600 or (2) 1/0-250	(2) #6-350	Lever	4 <sup>7</sup> / <sub>8</sub>	15	30	3	1/2	1/4	—

### 320 Amps | 7 Terminals | Ringless | Lever Bypass | Three Phase

Catalog Number	Terminals	Hub	Connectors CU/AL		Bypass	Dimensions			Knockouts			
			Line	Load		D"	W"	H"	1	2	3	4
U2594-X-K7-K6	7	C.P.	(1) #4-600 or (2) 1/0-250	(2) #6-350	Lever	6 <sup>1</sup> / <sub>2</sub>	19	34 <sup>7</sup> / <sub>8</sub>	4	3	1	1/4
U3566-X-HSP	7	C.P.	1/2" x 13 Studs		Lever	6	20 <sup>1</sup> / <sub>4</sub>	38 <sup>3</sup> / <sub>4</sub>	4	3	1/4, 1/2	1/4

### Notes

- **Lug Kits:** For the U3566-X-HSP, the lug kits K4200 and K4223 are ordered separately.

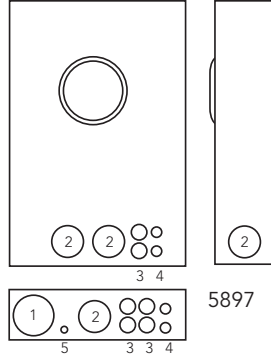
Please consult serving utility for their requirements prior to ordering or installing, as specifications and approvals vary by utility, and may require local electrical inspector approval. All installations must be installed by a licensed electrician and must comply with all national and local codes, laws and regulations. Milbank reserves the right to make changes in specifications and features shown without notice or obligation.



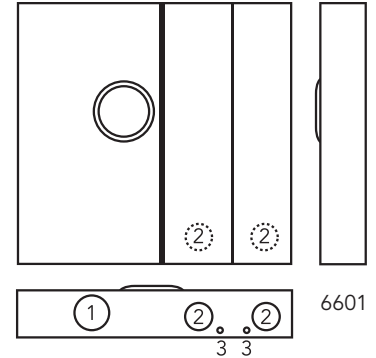


# Georgia Power Approvals

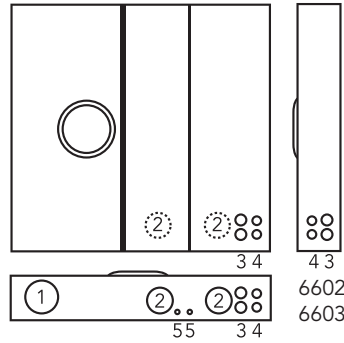
Meter Mains | 2020/2023 NEC Compliant



U5897-PXL-200



U6601-X-2/200-K3L



U6602-X-2/200-K3L

## Meter Main | 200 Amps | 4 Terminals | Ringless | Single Phase

Catalog Number	Amps	Service	Hub	Branch Circuits	Connectors CU/AL - Line		Dimensions			Knockouts				
					Line	Load	D"	W"	H"	1	2	3	4	5
U5897-PXL-200	200	OH/UG	C.P.	8	#6-350	#6-350	4 $\frac{7}{8}$	17	34	3	2 $\frac{1}{2}$	1	$\frac{3}{4}$	$\frac{1}{4}$ , $\frac{1}{2}$

## Meter Mains | 320 Amps | 4 Terminals | Ringless | Single Phase

Catalog Number	Service	Hub	Branch Circuits	Connectors CU/AL		Dimensions			Knockouts			
				Line	Load	D"	W"	H"	1	2	3	4
U6601-X-2/200-K3L	OH/UG	C.P.	—	#4-600	1/0-300	6	34 $\frac{1}{8}$	35	4	2 $\frac{1}{2}$	$\frac{1}{4}$ , $\frac{1}{2}$	$\frac{1}{4}$
U6602-X-2/200-K3L-MLK	OH/UG	C.P.	8	#4-600	1/0-300	6	34 $\frac{1}{8}$	35	4	2 $\frac{1}{2}$	$\frac{1}{4}$ , $\frac{1}{2}$	$\frac{1}{4}$
U6603-X-2/200-K3L	OH/UG	C.P.	24	#4-600	1/0-300	6	38	41	4	2 $\frac{1}{2}$	$\frac{1}{4}$ , $\frac{1}{2}$	$\frac{1}{4}$

Please consult serving utility for their requirements prior to ordering or installing, as specifications and approvals vary by utility, and may require local electrical inspector approval. All installations must be installed by a licensed electrician and must comply with all national and local codes, laws and regulations. Milbank reserves the right to make changes in specifications and features shown without notice or obligation.

