


U4013-X-2/K7-WSE


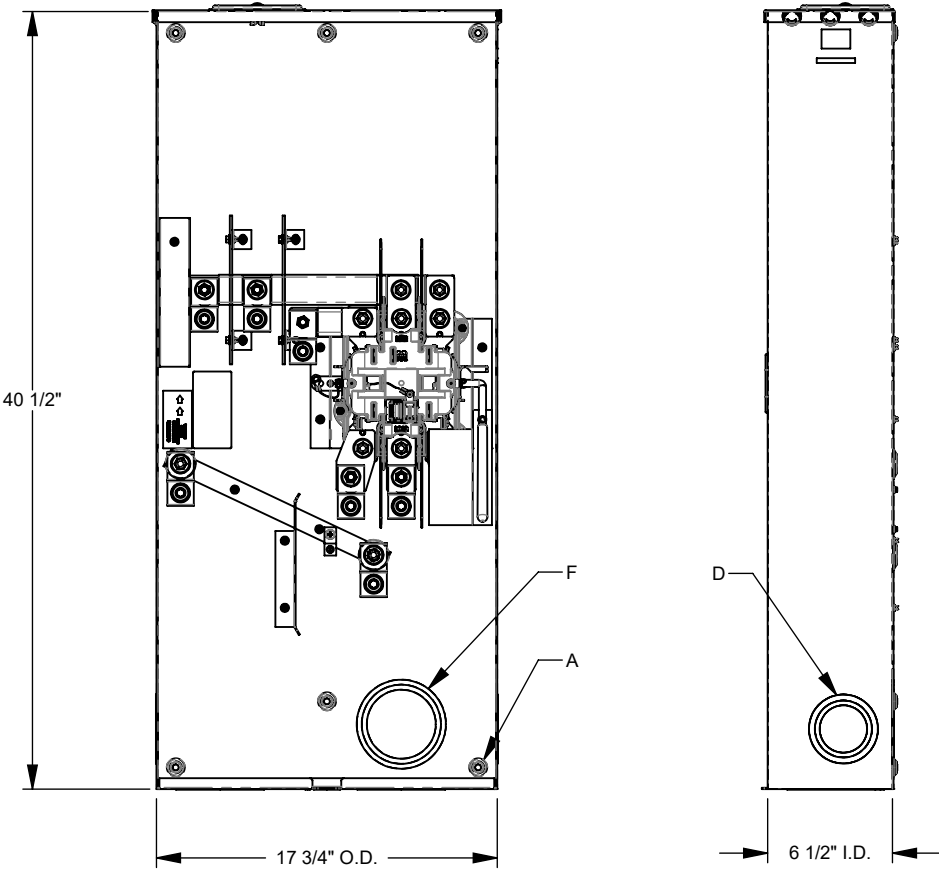


| | |
|-------------------------------|--|
| Catalog Number | U4013-X-2/K7-WSE |
| Marketing Product Description | 7 Terminal Ringless Large Closing Plate Lever Bypass 2 Single Connector 4-600kcmil Westar Energy |
| UPC | 784572317635 |
| Length (IN) | 6.5 |
| Width (IN) | 17.75 |
| Height (IN) | 40.5 |
| Brand Name | Milbank |
| Type | Ringless Meter Socket |
| Special Features | Westar Energy |
| Application | Meter Socket |
| Standard | UL Listed;Type 3R |
| Voltage Rating | 600 Volts Alternating Current |
| Amperage Rating | 320 Continuous Ampere |
| Phase | 3 Phase |
| Frequency Rating | 60 Hertz |
| Size | 6.5L x 17.75W x 40.5H |
| Number Of Cutouts | 0 |
| Cutout Size | No Main Breaker |
| Cable Entry | Overhead and Underground and Side Wireway |
| Terminal | 3/8 Inch Stud |

| | |
|---------------------------|--|
| Insulation | Glass Polyester |
| Mounting | Surface Mount |
| Enclosure | G90 Galvanized Steel with Powder Coat Finish |
| Jaw Quantity | 7 Terminal |
| Bypass Type | Lever Bypass |
| Number of Meter Positions | 1 Position |
| Equipment Ground | Grounding Stud |
| Hub Opening | Large Closing Plate |
| Number Of Receptacles | 0 |

Please consult serving utility for their requirements prior to ordering or installing, as specifications and approvals vary by utility and may require local electrical inspector approval. All installations must be installed by a licensed electrician and must comply with all national and local codes, laws and regulations. Milbank reserves the right to make changes in specifications and features shown without notice or obligation.

| FEATURE TABLE | | |
|---------------|-----|----------------------------|
| ITEM | QTY | DESCRIPTION |
| A | 6 | U/L MNTG.EMBOSS |
| B | 1 | ¼ SOLID K.O. |
| C | 1 | ½, ¾, 1 CONC. K.O. |
| D | 2 | 2, 2½, 3 CONC. K.O. |
| E | 2 | 2, 2½, 3, 3½, 4 CONC. K.O. |
| F | 1 | 3, 3½, 4 CONC. K.O. |



All dimensions are +/- 1/16".
Drawing views are not to scale.

Version:

1

Please consult serving utility for their requirements prior to ordering or installing, as specifications and approvals vary by utility, and may require local electrical inspector approval. All installations must be installed by a licensed electrician and must comply with all national and local codes, laws and regulations. Milbank reserves the right to make changes in specifications and features shown without notice or obligation.