




**MILBANK**  
ENERGY AT WORK

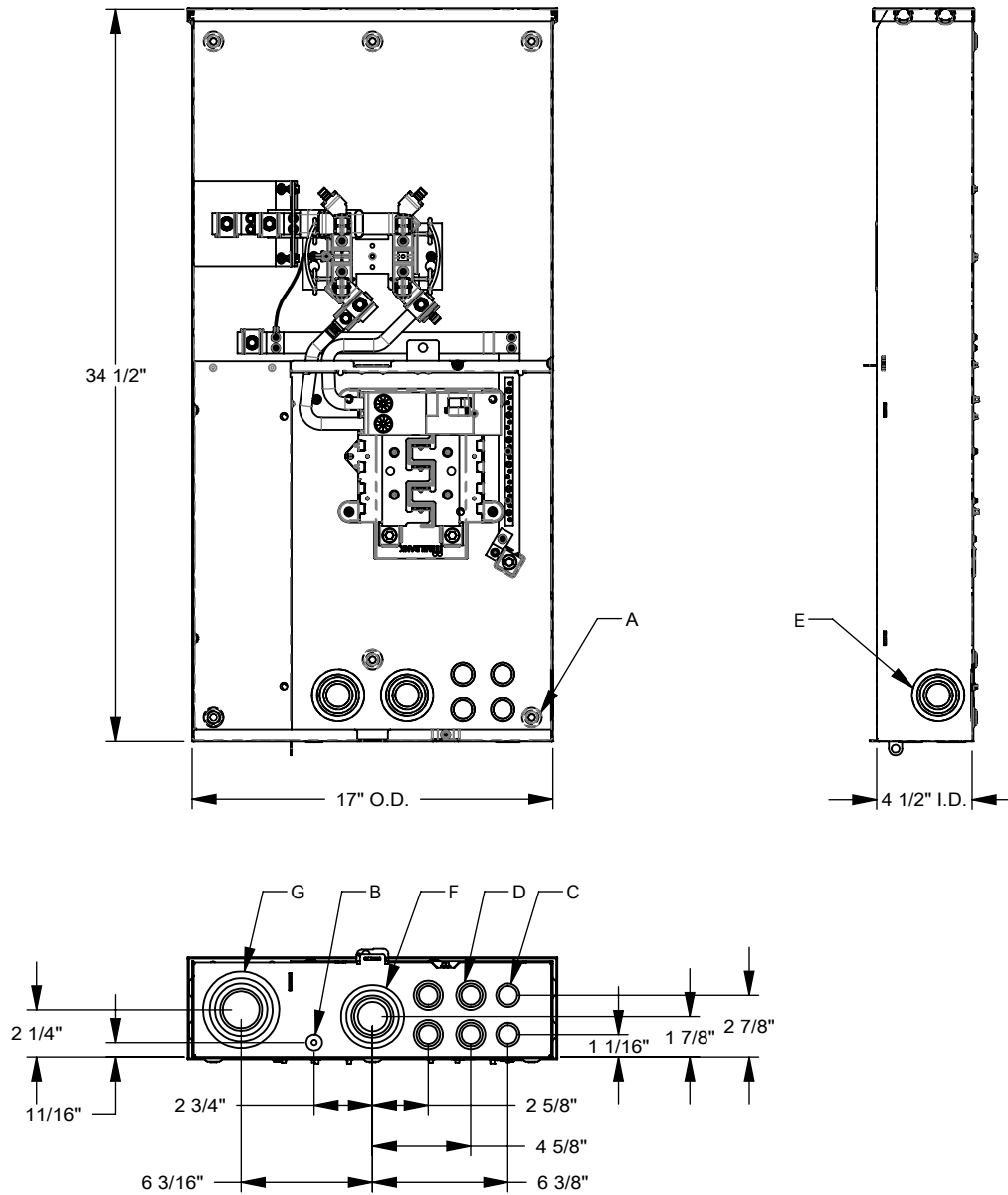
## U5898-O-200-KK-BL



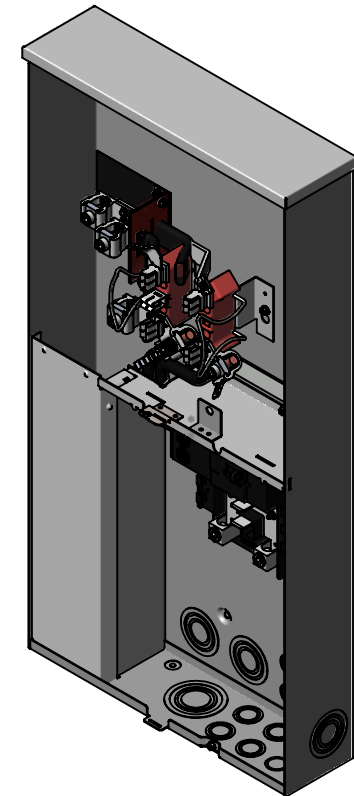
|                               |                                                                                                                                                   |
|-------------------------------|---------------------------------------------------------------------------------------------------------------------------------------------------|
| Catalog Number                | U5898-O-200-KK-BL                                                                                                                                 |
| Marketing Product Description | 4 Terminal Ringless Plain Top<br>1-200 Ampere Main Breaker<br>8 Circuit Horn Bypass 9-16<br>In Barrel Lock With Bracket<br>Provision Side Wireway |
| UPC                           | 784572673267                                                                                                                                      |
| Length (IN)                   | 4.5                                                                                                                                               |
| Width (IN)                    | 17                                                                                                                                                |
| Height (IN)                   | 34.5                                                                                                                                              |
| Brand Name                    | Milbank                                                                                                                                           |
| Type                          | Ringless Meter Socket                                                                                                                             |
| Application                   | Meter Socket With Main And<br>Load Center                                                                                                         |
| Standard                      | UL Listed;Type 3R                                                                                                                                 |
| Voltage Rating                | Up to 240 Volts Alternating<br>Current                                                                                                            |
| Amperage Rating               | 200 Continuous Ampere                                                                                                                             |
| Phase                         | 1 Phase                                                                                                                                           |
| Frequency Rating              | 60 Hertz                                                                                                                                          |
| Size                          | 4.5L x 17W x 34.5H                                                                                                                                |
| Number Of Cutouts             | 1                                                                                                                                                 |
| Cutout Size                   | Breaker Provision                                                                                                                                 |
| Cable Entry                   | Underground with Side<br>Wireway                                                                                                                  |
| Terminal                      | Lay in                                                                                                                                            |

|                           |                                                                      |
|---------------------------|----------------------------------------------------------------------|
| Insulation                | Glass Polyester                                                      |
| Mounting                  | Surface Mount                                                        |
| Enclosure                 | G90 Galvanized Steel with<br>Powder Coat Finish                      |
| Jaw Quantity              | 4 Terminal                                                           |
| Bypass Type               | Horn Bypass                                                          |
| Number of Meter Positions | 1 Position                                                           |
| Equipment Ground          | Ground Bar                                                           |
| Hub Opening               | Plain Top                                                            |
| Line Side Wire Range      | 6 AWG - 350 kcmil                                                    |
| Load Side Wire Range      | 6 AWG - 350 kcmil                                                    |
| Barrel Lock Provision     | 9/16 Inch Knockout and<br>Angle Bracket for Barrel Lock<br>Provision |
| Number Of Receptacles     | 0                                                                    |

Please consult serving utility for their requirements prior to ordering or installing, as specifications and approvals vary by utility and may require local electrical inspector approval. All installations must be installed by a licensed electrician and must comply with all national and local codes, laws and regulations. Milbank reserves the right to make changes in specifications and features shown without notice or obligation.



| FEATURE TABLE |     |                                      |
|---------------|-----|--------------------------------------|
| ITEM          | QTY | DESCRIPTION                          |
| A             | 6   | STD. MNTG. EMBOSS                    |
| B             | 1   | 1/4, 1/2 CONC. K.O.                  |
| C             | 6   | 1/2, 3/4 CONC. K.O.                  |
| D             | 4   | 1/2, 3/4, 1 CONC. K.O.               |
| E             | 3   | 3/4, 1, 1 1/4, 1 1/2, 2 CONC. K.O.   |
| F             | 1   | 1, 1 1/4, 1 1/2, 2, 2 1/2 CONC. K.O. |
| G             | 1   | 1 1/4, 1 1/2, 2, 2 1/2, 3 CONC. K.O. |



Version:

1

All dimensions are +/- 1/16".  
Drawing views are not to scale.

Please consult serving utility for their requirements prior to ordering or installing, as specifications and approvals vary by utility, and may require local electrical inspector approval. All installations must be installed by a licensed electrician and must comply with all national and local codes, laws and regulations. Milbank reserves the right to make changes in specifications and features shown without notice or obligation.