

U1256-X-KK-K4-PEP

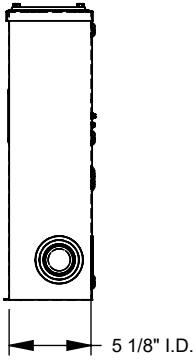
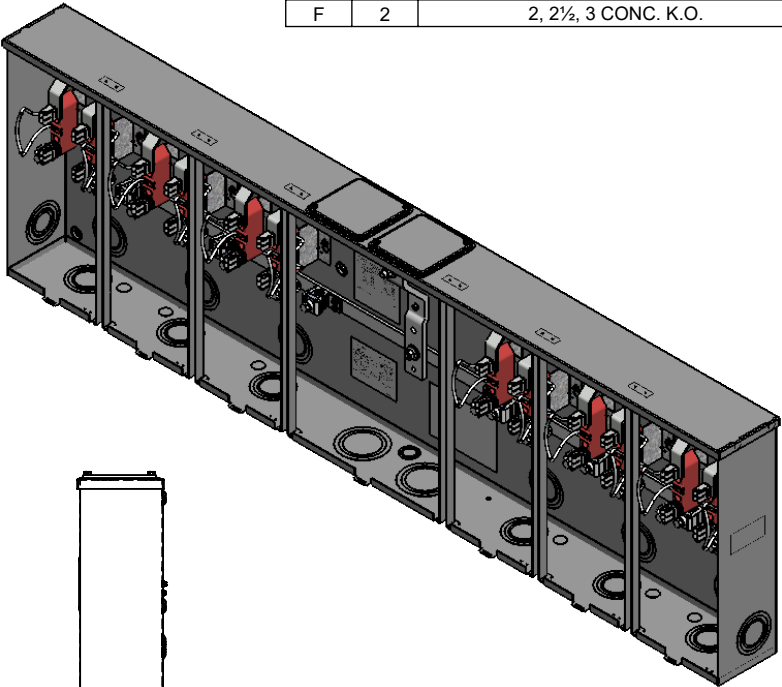
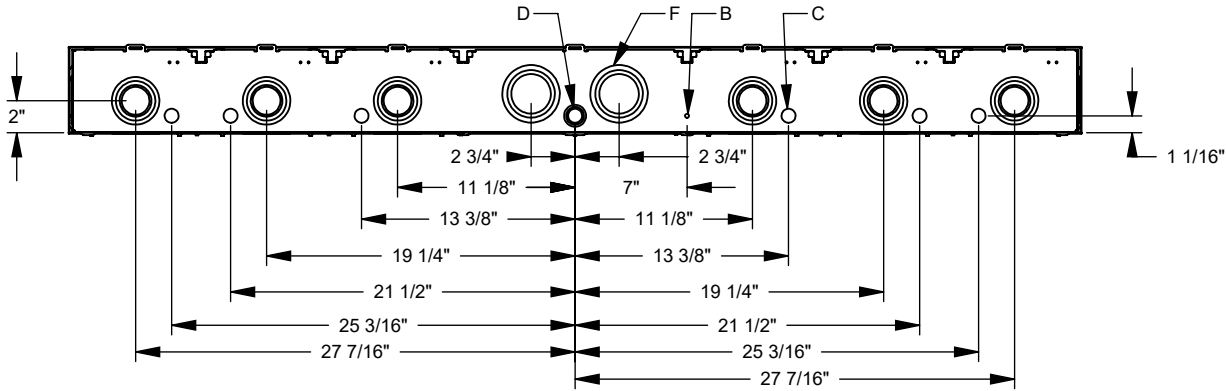
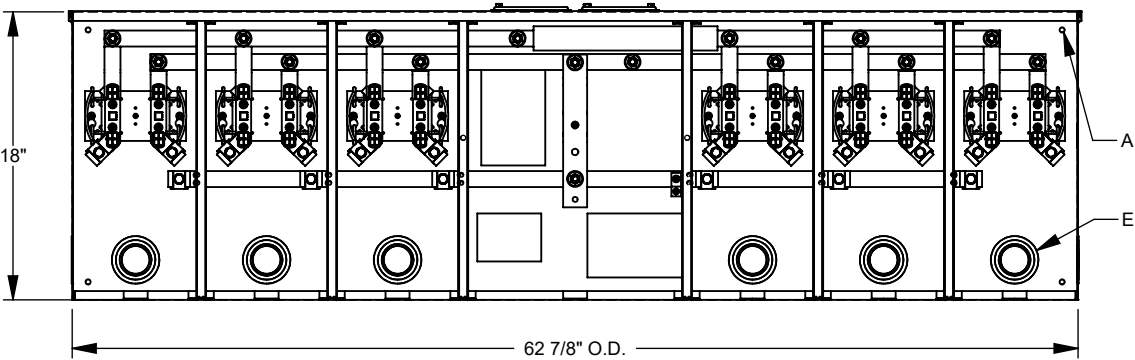


| | |
|-------------------------------|--|
| Catalog Number | U1256-X-KK-K4-PEP |
| Marketing Product Description | 4 Terminal Ringless Large Closing Plate Horn Bypass 6 Position Double Connector 2-600kcmil Pepco |
| UPC | 784572726345 |
| Length (IN) | 5.13 |
| Width (IN) | 62.88 |
| Height (IN) | 18 |
| Brand Name | Milbank |
| Type | Ringless Meter Socket |
| Application | Meter Socket |
| Standard | UL Listed;Type 3R |
| Voltage Rating | 300 Volts Alternating Current |
| Amperage Rating | 200 Continuous Ampere |
| Phase | 1 Phase |
| Frequency Rating | 60 Hertz |
| Size | 5.13L x 62.88W x 18H |
| Number Of Cutouts | 0 |
| Cutout Size | No Main Breaker |
| Cable Entry | Overhead or Underground with Center Wireway |
| Terminal | Double Mechanical |
| Insulation | Glass Polyester |

| | |
|---------------------------|--|
| Mounting | Surface Mount |
| Enclosure | G90 Galvanized Steel with Powder Coat Finish |
| Jaw Quantity | 4 Terminal |
| Bypass Type | Horn Bypass |
| Number of Meter Positions | 6 Positions |
| Equipment Ground | Ground Lug |
| Hub Opening | Large Closing Plate |
| Line Side Wire Range | 2 AWG - 600 kcmil |
| Load Side Wire Range | 6 AWG - 350 kcmil |
| Number Of Receptacles | 0 |

Please consult serving utility for their requirements prior to ordering or installing, as specifications and approvals vary by utility and may require local electrical inspector approval. All installations must be installed by a licensed electrician and must comply with all national and local codes, laws and regulations. Milbank reserves the right to make changes in specifications and features shown without notice or obligation.

| FEATURE TABLE | | |
|---------------|-----|-----------------------------|
| ITEM | QTY | DESCRIPTION |
| A | 4 | STD. MNTG. EMBOSS |
| B | 1 | ¼ SOLID K.O. |
| C | 6 | ½ SOLID (Ø ½) K.O. |
| D | 1 | ½, ¾, 1 CONC. K.O. |
| E | 14 | 1, 1¼, 1½, 2, 2½ CONC. K.O. |
| F | 2 | 2, 2½, 3 CONC. K.O. |



Version:

1

**All dimensions are +/- 1/16".
Drawing views are not to scale.**

Please consult serving utility for their requirements prior to ordering or installing, as specifications and approvals vary by utility, and may require local electrical inspector approval. All installations must be installed by a licensed electrician and must comply with all national and local codes, laws and regulations. Milbank reserves the right to make changes in specifications and features shown without notice or obligation.